

MAILING ADDRESS:
City Hall
150 City Park Way
Brentwood, CA 94513
Phone: 925-516-5400
Fax: 925-516-5401
www.brentwoodca.gov

CITY ADMINISTRATION
150 City Park Way
Phone: 925-516-5440
Fax: 925-516-5441

COMMUNITY DEVELOPMENT
150 City Park Way
Phone: 925-516-5405
Fax: 925-516-5407

**FINANCE & INFORMATION
SYSTEMS**
150 City Park Way
Phone: 925-516-5460
Fax: 925-516-5401

PARKS AND RECREATION
35 Oak Street
Phone: 925-516-5444
Fax: 925-516-5445

POLICE
9100 Brentwood Boulevard
Phone: 925-634-6911
24 Hr. Dispatch: 925-778-2441
Fax: 925-809-7799

PUBLIC WORKS

Operations Division
2201 Elkins Way
Phone: 925-516-6000
Fax: 925-516-6001

Engineering Division
150 City Park Way
Phone: 925-516-5420
Fax: 925-516-5421

October 11, 2021

Michael Montgomery, Executive Officer
California Regional Water Quality Control Board
San Francisco Bay Region
1515 Clay Street, Suite 1400
Oakland, CA 94612

Patrick Pulupa, Executive Officer
California Regional Water Quality Control Board
Central Valley Region
11020 Sun Center Drive, #200
Rancho Cordova, CA 95670

Dear Mr. Montgomery and Mr. Pulupa:

Enclosed is the Fiscal Year 2020-21 Annual Report for the City of Brentwood, which is required by and in accordance with Provision C.17 in National Pollutant Discharge Elimination System (NPDES) Permit Number CAS612008 issued by the San Francisco Bay Regional Water Quality Control Board.

I certify under penalty of law that this document and all attachments were prepared under my direction or supervision in accordance with a system designed to assure that qualified personnel properly gathered and evaluated the information submitted. Based on my inquiry of the person or persons who manage the system, or those persons directly responsible for gathering the information, the information submitted is, to the best of my knowledge and belief, true, accurate, and complete. I am aware that there are significant penalties for submitting false information, including the possibility of fines and imprisonment for knowing violations.

Sincerely,



Meghan Laporta
Associate Engineer

Enclosure

cc: Keith Lichten, Chief
Tim Y. Ogden, City Manager
Miki Tsubota, Director of Public Works/City Engineer
Jack Dhaliwal, Assistant Director of Public Works/Engineering

Table of Contents

Section	Page
Section 1 – Permittee Information.....	1-1
Section 2 – Provision C.2 Municipal Operations.....	2-1
Section 3 – Provision C.3 New Development and Redevelopment.....	3-1
Section 4 – Provision C.4 Industrial and Commercial Site Controls.....	4-1
Section 5 – Provision C.5 Illicit Discharge Detection and Elimination.....	5-1
Section 6 – Provision C.6 Construction Site Controls.....	6-1
Section 7 – Provision C.7 Public Information and Outreach.....	7-1
Section 9 – Provision C.9 Pesticides Toxicity Controls.....	9-1
Section 10 – Provision C.10 Trash Load Reduction.....	10-1
Section 11 – Provision C.11 Mercury Controls.....	11-1
Section 12 – Provision C.12 PCBs Controls - EXEMPT.....	12-1
Section 13 – Provision C.13 Copper Controls - EXEMPT.....	13-1
Section 15 – Provision C.15 Exempted and Conditionally Exempted Discharges.....	15-1
Section 16 – Provision C.16.5 East County Permittees Inclusion into NPDES Permit No. CAS612008.....	16-1

Attachments

- A - C.4.b.iii.(1) Potential Facilities List
- B - Brentwood Municipal Code 14.20
- C - Private Lands Drainage Area Map

Section 1 – Permittee Information

Background Information					
Permittee Name:	City of Brentwood				
Population:	66,097				
NPDES Permit No.:	CAS612008				
Order Number:	R2-2015-0049				
Reporting Time Period (month/year):	July 2020 through June 2021				
Name of the Responsible Authority:	Meghan Laporta	Title:	Associate Engineer		
Mailing Address:	150 City Park Way				
City:	Brentwood	Zip Code:	94513	County:	Contra Costa
Telephone Number:	(925) 516-5171	Fax Number:	(925) 516-5421		
E-mail Address:	mlaporta@brentwoodca.gov				
Name of the Designated Stormwater Management Program Contact (if different from above):		Title:			
Department:					
Mailing Address:					
City:		Zip Code:		County:	
Telephone Number:		Fax Number:			
E-mail Address:					

Section 2 - Provision C.2 Reporting Municipal Operations

Program Highlights and Evaluation

Highlight/summarize activities for reporting year:

Summary:

Participation in the CCCWP Municipal Operations Committee. Refer to the C.2 Municipal Operations section of the CCCWP FY 20-21 Annual Report for a description of activities implemented at the countywide and/or regional level.

C.2.a. ► Street and Road Repair and Maintenance

Place a **Y** in the boxes next to activities where applicable BMPs were implemented. If not applicable, type **NA** in the box and provide an explanation in the comments section below. Place an **N** in the boxes next to activities where applicable BMPs were not implemented for one or more of these activities during the reporting fiscal year, then in the comments section below provide an explanation of when BMPs were not implemented and the corrective actions taken.

Y	Control of debris and waste materials during road and parking lot installation, repaving or repair maintenance activities from polluting stormwater
Y	Control of concrete slurry and wastewater, asphalt, pavement cutting, and other street and road maintenance materials and wastewater from discharging to storm drains from work sites.
Y	Sweeping and/or vacuuming and other dry methods to remove debris, concrete, or sediment residues from work sites upon completion of work.

Comments:

C.2.b. ► Sidewalk/Plaza Maintenance and Pavement Washing

Place a **Y** in the boxes next to activities where applicable BMPs were implemented. If not applicable, type **NA** in the box and provide an explanation in the comments section below. Place an **N** in the boxes next to activities where applicable BMPs were not implemented for one or more of these activities during the reporting fiscal year, then in the comments section below provide an explanation of when BMPs were not implemented and the corrective actions taken.

Y	Control of wash water from pavement washing, mobile cleaning, pressure wash operations at parking lots, garages, trash areas, gas station fueling areas, and sidewalk and plaza cleaning activities from polluting stormwater
Y	Implementation of the BASMAA Mobile Surface Cleaner Program BMPs

Comments:

C.2.c. ► Bridge and Structure Maintenance and Graffiti Removal

Place a **Y** in the boxes next to activities where applicable BMPs were implemented. If not applicable, type **NA** in the box and provide an explanation in the comments section below. Place an **N** in the boxes next to activities where applicable BMPs were not implemented for one or more of these activities during the reporting fiscal year, then in the comments section below provide an explanation of when BMPs were not implemented and the corrective actions taken.

Y	Control of discharges from bridge and structural maintenance activities directly over water or into storm drains
Y	Control of discharges from graffiti removal activities
Y	Proper disposal for wastes generated from bridge and structure maintenance and graffiti removal activities
Y	Implementation of the BASMAA Mobile Surface Cleaner Program BMPs for graffiti removal
Y	Employee training on proper capture and disposal methods for wastes generated from bridge and structural maintenance and graffiti removal activities.
N/A	Contract specifications requiring proper capture and disposal methods for wastes generated from bridge and structural maintenance and graffiti removal activities.

Comments: **There are not any contracts for these services.**

C.2.e. ► Rural Public Works Construction and Maintenance	
Does your municipality own/maintain rural ¹ roads: <input type="checkbox"/> Yes <input checked="" type="checkbox"/> No	
If your answer is No then skip to C.2.f.	
Place a Y in the boxes next to activities where applicable BMPs were implemented. If not applicable, type NA in the box and provide an explanation in the comments section below. Place an N in the boxes next to activities where applicable BMPs were not implemented for one or more of these activities during the reporting fiscal year, then in the comments section below provide an explanation of when BMPs were not implemented and the corrective actions taken.	
<input type="checkbox"/>	Control of road-related erosion and sediment transport from road design, construction, maintenance, and repairs in rural areas
<input type="checkbox"/>	Identification and prioritization of rural road maintenance based on soil erosion potential, slope steepness, and stream habitat resources
<input type="checkbox"/>	No impact to creek functions including migratory fish passage during construction of roads and culverts
<input type="checkbox"/>	Inspection of rural roads for structural integrity and prevention of impact on water quality
<input type="checkbox"/>	Maintenance of rural roads adjacent to streams and riparian habitat to reduce erosion, replace damaging shotgun culverts and excessive erosion
<input type="checkbox"/>	Re-grading of unpaved rural roads to slope outward where consistent with road engineering safety standards, and installation of water bars as appropriate
<input type="checkbox"/>	Inclusion of measures to reduce erosion, provide fish passage, and maintain natural stream geomorphology when replacing culverts or design of new culverts or bridge crossings
Comments including listing increased maintenance in priority areas:	

¹Rural means any watershed or portion thereof that is developed with large lot home-sites, such as one acre or larger, or with primarily agricultural, grazing or open space uses.

C.2.f. ► Corporation Yard BMP Implementation				
Place an X in the boxes below that apply to your corporations yard(s):				
<input type="checkbox"/>	We do not have a corporation yard			
<input checked="" type="checkbox"/>	Our corporation yard is a filed NOI facility and regulated by the California State Industrial Stormwater NPDES General Permit			
<input type="checkbox"/>	We have a Stormwater Pollution Prevention Plan (SWPPP) for the Corporation Yard(s)			
Place an X in the boxes below next to implemented SWPPP BMPs to indicate that these BMPs were implemented in applicable instances. If not applicable, type NA in the box. If one or more of the BMPs were not adequately implemented during the reporting fiscal year then indicate so and explain in the comments section below:				
<input checked="" type="checkbox"/>	Control of pollutant discharges to storm drains such as wash waters from cleaning vehicles and equipment			
N/A	Routine inspection prior to the rainy seasons of corporation yard(s) to ensure non-stormwater discharges have not entered the storm drain system			
<input checked="" type="checkbox"/>	Containment of all vehicle and equipment wash areas through plumbing to sanitary or another collection method			
<input checked="" type="checkbox"/>	Use of dry cleanup methods when cleaning debris and spills from corporation yard(s) or collection of all wash water and disposing of wash water to sanitary or other location where it does not impact surface or groundwater when wet cleanup methods are used			
<input checked="" type="checkbox"/>	Cover and/or berm outdoor storage areas containing waste pollutants			
Comments: The City's Corporation Yard is self-contained and no run-off is discharged to Marsh Creek. Surface drainage is discharged to on-site percolation ponds.				
If you have a corporation yard(s) that is not an NOI facility, complete the following table for inspection results for your corporation yard(s) or attach a summary including the following information:				
Corporation Yard Name	Corp Yard Activities w/ site-specific SWPPP BMPs	Inspection Date ²	Inspection Findings/Results	Date and Description of Follow-up and/or Corrective Actions

² Minimum inspection frequency is once a year during September.

Section 3 - Provision C.3 Reporting New Development and Redevelopment

C.3.b.iv.(2) ► Regulated Projects Reporting

See attached table C.3.b.iv.(2)

C.3.e.iv. ► Alternative or In-Lieu Compliance with Provision C.3.c.

Is your agency choosing to require 100% LID treatment onsite for all Regulated Projects and not allow alternative compliance under Provision C.3.e.?	<input checked="" type="checkbox"/>	Yes	<input type="checkbox"/>	No
--	-------------------------------------	-----	--------------------------	----

Comments (optional):

C.3.e.v ► Special Projects Reporting

1. In FY 2020-21, has your agency received, but not yet granted final discretionary approval of, a development permit application for a project that has been identified as a potential Special Project based on criteria listed in MRP Provision C.3.e.ii(2) for any of the three categories of Special Projects (Categories A, B or C)?	<input type="checkbox"/>	Yes	<input checked="" type="checkbox"/>	No
---	--------------------------	-----	-------------------------------------	----

2. In FY 2020-21, has your agency granted final discretionary approval to a Special Project? If yes, include the project in both the C.3.b.iv.(2) Table, and the C.3.e.v. Table.	<input type="checkbox"/>	Yes	<input checked="" type="checkbox"/>	No
--	--------------------------	-----	-------------------------------------	----

If you answered "Yes" to either question,

- 1) Complete Table C.3.e.v.
- 2) Attach narrative discussion of 100% LID Feasibility or Infeasibility for each project.

C.3.h.v.(2) ► Reporting Newly Installed Stormwater Treatment Systems and HM Controls (Optional)

On an annual basis, before the wet season, provide a list of newly installed (installed within the reporting year) stormwater treatment systems and HM controls to the local mosquito and vector control agency and the Water Board. The list shall include the facility locations and a description of the stormwater treatment measures and HM controls installed.

See attached Table C.3.h.v.(2) for list of newly installed Stormwater Treatment Systems/HM Controls.

C.3.h.v.(3)(a) –(c) and (f) ► Installed Stormwater Treatment Systems Operation and Maintenance Verification Inspection Program Reporting

Site Inspections Data	Number/Percentage
Total number of Regulated Projects (including offsite projects, and Regional Projects) in your agency's database or tabular format at the end of the previous fiscal year (FY19-20)	130
Total number of Regulated Projects (including offsite projects, and Regional Projects) in your agency's database or tabular format at the end of the reporting period (FY 20-21)	131
Total number of Regulated Projects (including offsite projects, and Regional Projects) for which O&M verification inspections were conducted during the reporting period (FY 20-21)	17
Percentage of the total number of Regulated Projects (including offsite projects, and Regional Projects) inspected during the reporting period (FY 20-21)	13% ³

C.3.h.v.(3)(d)-(e) ► Installed Stormwater Treatment Systems Operation and Maintenance Verification Inspection Program Reporting

Provide a discussion of the inspection findings for the year and any common problems encountered with various types of treatment systems and/or HM controls. This discussion should include a general comparison to the inspection findings from the previous year.

Summary:
 The treatment systems within the City of Brentwood include Hydrodynamic Separators (Primarily CDS Units), Inlet Cartridge Filters, and/or Bio-Retention Facilities. City owned and maintained separators and filters are pumped out annually regardless of the condition. Debris accumulation has not been excessive. Private facilities are inspected annually or less frequently depending on debris accumulation or maintenance indicators. Bio-retention facilities are typically inspected during relatively heavy storm events. Momentary ponding can be observed but eventually infiltrate once the heaviest storm surges have ceased. Maintenance and trash pickup is conducted by landscape maintenance crews. Common problems include determining and enforcing maintenance responsibility when ownership or management changes, or when multiple businesses discharge to the same system.

³ Based on the number of Regulated Projects in the database or tabular format at the end of the previous fiscal year, per MRP Provision C.3.h.ii.(6)(b).

Current year findings are similar to the prior year.
Provide a discussion of the effectiveness of the O&M Program and any proposed changes to improve the O&M Program (e.g., changes in prioritization plan or frequency of O&M inspections, other changes to improve effectiveness program).
Summary: The City of Brentwood maintains a good relationship with the key servicing outfits maintaining the majority of these systems at private facilities throughout the City and we are notified of all the clients receiving their services annually. Owners of facilities that are in need of servicing are typically directed to one of these companies during or subsequent to City staff inspections. Communications with these companies for business development ensures a positive level of follow-up and compliance. No changes are anticipated.

C.3.i. ► Required Site Design Measures for Small Projects and Detached Single Family Home Projects

On an annual basis, discuss the implementation of the requirements of Provision C.3.i, including ordinance revisions, permit conditions, development of standard specifications and/or guidance materials, and staff training.
Summary: Applicants for development approvals for projects creating or replacing more than 2,500 square feet but less than 10,000 square feet of impervious area, and single-family homes creating or replacing more than 2,500 square feet of impervious area, are required to submit a Stormwater Control Plan for a Small Land Development Project that meets the criteria in Appendix C of the Contra Costa Clean Water Program's <i>Stormwater C.3 Guidebook</i> . Appendix C includes minimum specifications for runoff reduction measures.

C.3.j.i.(5)(d) ► Green Infrastructure Outreach

On an annual basis, provide a summary of your agency's outreach and education efforts pertaining to Green Infrastructure planning and implementation.
Summary: Please refer to the CCCWP's FY 20-21 Annual Report for a summary of outreach efforts implemented at the countywide level.

C.3.j.ii.(2) ► Early Implementation of Green Infrastructure Projects

On an annual basis, submit a list of green infrastructure projects, public and private, that are already planned for implementation during the permit term and infrastructure projects planned for implementation during the permit term that have potential for green infrastructure measures. Include the following information:

- A summary of planning or implementation status for each public and private green infrastructure project that is not also a Regulated Project as defined in Provision C.3.b.ii. (see C.3.j.ii.(2) Table B - Planned Green Infrastructure Projects).
- A summary of how each public infrastructure project with green infrastructure potential will include green infrastructure measures to the maximum extent practicable during the permit term. For any public infrastructure project where implementation of green infrastructure measures is not practicable, submit a brief description of the project and the reasons green infrastructure measures were impracticable to implement (see C.3.j.ii.(2) Table A - Public Projects Reviewed for Green Infrastructure).

Background Information:
Describe how this provision is being implemented by your agency, including the process used by your agency to identify projects with potential for green infrastructure, if applicable.

The City of Brentwood is utilizing the BASMAA May 6, 2016 document, "Guidance for Identifying Green Infrastructure Potential in Municipal Capital Improvement Projects."

Summary of Planning or Implementation Status of Identified Projects:
See attached Tables C.3.j.ii.(2)-A and C.3.j.ii.(2)-B for the required information.

C.3.j.iii.(2) and (3) ► Participate in Processes to Promote Green Infrastructure

On an annual basis, report on the goals and outcomes during the reporting year of work undertaken to participate in processes to promote green infrastructure.

Please refer to CCCWP's FY 20-21 Annual Report for a summary of efforts conducted to help regional, state, and Federal agencies plan, design, and fund incorporation of green infrastructure measures into local infrastructure projects, including transportation projects.

C.3.j.iv.(2) and (3) ► Tracking and Reporting Progress

On an annual basis, report progress on development and implementation of methods to track and report implementation of green infrastructure measures and provide reasonable assurance that wasteload allocations for TMDLs are being met.

Please refer to CCCWP's FY 20-21 Annual Report for a summary of methods being developed to track and report implementation of green infrastructure measures.

C.3.b.iv.(2) ► Regulated Projects Reporting Table (part 1) – Projects Approved During the Fiscal Year Reporting Period

Project Name Project No.	Project Location ⁴ , Street Address	Name of Developer	Project Phase No. ⁵	Project Type & Description ⁶	Project Watershed ⁷	Total Site Area (Acres)	Total Area of Land Disturbed (Acres)	Total New Impervious Surface Area (ft ²) ⁸	Total Replaced Impervious Surface Area (ft ²) ⁹	Total Pre- Project Impervious Surface Area ¹⁰ (ft ²)	Total Post- Project Impervious Surface Area ¹¹ (ft ²)
Private Projects											
Brentwood Country Club	131 Summerset Dr	Shea Homes, Inc.	1&2	Single family homes	Marsh Creek	19.5	19.5	9.6 acre	1.05 acre	1.05 acre	9.6 acre
Grocery Outlet (DR20-004)	Brentwood Blvd & Technology Way	Thomas Properties, Inc.		Commercial	Marsh Creek	5.93	5.93	167,900	0	0	167,900
Amber Lane Apts. (DR19-010)	2255 Amber Ln	Tekin & Associates		Multi-family residential	Marsh Creek	2.91	2.91	94,227	0	0	94,227
Public Projects											
N/A											
Comments:											

⁴Include cross streets

⁵If a project is being constructed in phases, indicate the phase number and use a separate row entry for each phase. If not, enter "NA".

⁶Project Type is the type of development (i.e., new and/or redevelopment). Example descriptions of development are: 5-story office building, residential with 160 single-family homes with five 4-story buildings to contain 200 condominiums, 100 unit 2-story shopping mall, mixed use retail and residential development (apartments), industrial warehouse.

⁷State the watershed(s) in which the Regulated Project is located. Downstream watershed(s) may be included, but this is optional.

⁸All impervious surfaces added to any area of the site that was previously existing pervious surface.

⁹All impervious surfaces added to any area of the site that was previously existing impervious surface.

¹⁰For redevelopment projects, state the pre-project impervious surface area.

¹¹For redevelopment projects, state the post-project impervious surface area.

**C.3.b.iv.(2) ► Regulated Projects Reporting Table (part 2) –
 Projects Approved During the Fiscal Year Reporting Period
 (private projects)**

Project Name Project No.	Application Deemed Complete Date ¹²	Application Final Approval Date ¹³	Source Control Measures ¹⁴	Site Design Measures ¹⁵	Treatment Systems Approved ¹⁶	Type of Operation & Maintenance Responsibility Mechanism ¹⁷	Hydraulic Sizing Criteria ¹⁸	Alternative Compliance Measures ^{19/20}	Alternative Certification ²¹	HM Controls ^{22/23}
Private Projects										
Brentwood Country Club Ph 1 (9360)	8/6/2018	3/25/2021	Storm Drain Stenciling	Minimize Impervious Surfaces	Bio-retention Facilities	O&M Agreement	C.3.d			Not required due to hardened channels
Brentwood Country Club Ph 2 (9486)	8/6/2018	3/25/2021	Storm Drain Stenciling	Minimize Impervious Surfaces	Bio-retention Facilities	O&M Agreement	C.3.d			Not required due to hardened channels
Grocery Outlet (DR20-004)	6/8/2020	12/13/2020	Storm Drain Stenciling	Minimize Impervious Surfaces	Bio-retention Facilities	O&M Agreement	C.3.d			Not required due to hardened channels

¹²For private projects, state project application deemed complete date. If the project did not go through discretionary review, report the building permit issuance date.

¹³For private projects, state project application final discretionary approval date. If the project did not go through discretionary review, report the building permit issuance date.

¹⁴List source control measures approved for the project. Examples include: properly designed trash storage areas; storm drain stenciling or signage; efficient landscape irrigation systems; etc.

¹⁵List site design measures approved for the project. Examples include: minimize impervious surfaces; conserve natural areas, including existing trees or other vegetation, and soils; construct sidewalks, walkways, and/or patios with permeable surfaces, etc.

¹⁶List all approved stormwater treatment system(s) to be installed onsite or at a joint stormwater treatment facility (e.g., flow through planter, bioretention facility, infiltration basin, etc.).

¹⁷List the legal mechanism(s) (e.g., O&M agreement with private landowner; O&M agreement with homeowners' association; O&M by public entity, etc...) that have been or will be used to assign responsibility for the maintenance of the post-construction stormwater treatment systems.

¹⁸See Provision C.3.d.i. "Numeric Sizing Criteria for Stormwater Treatment Systems" for list of hydraulic sizing design criteria. Enter the corresponding provision number of the appropriate criterion (i.e., 1.a., 1.b., 2.a., 2.b., 2.c., or 3).

¹⁹For Alternative Compliance at an offsite location in accordance with Provision C.3.e.i.(1), on a separate page, give a discussion of the alternative compliance site including the information specified in Provision C.3.b.iv.(2)(m)(i) for the offsite project.

²⁰For Alternative Compliance by paying in-lieu fees in accordance with Provision C.3.e.i.(2), on a separate page, provide the information specified in Provision C.3.b.iv.(2)(m)(ii) for the Regional Project.

²¹Note whether a third party was used to certify the project design complies with Provision C.3.d.

²²If HM control is not required, state why not.

²³If HM control is required, state control method used (e.g., method to design and size device(s) or method(s) used to meet the HM Standard, and description of device(s) or method(s) used, such as detention basin(s), bioretention unit(s), regional detention basin, or in-stream control).

**C.3.b.iv.(2) ► Regulated Projects Reporting Table (part 2) –
 Projects Approved During the Fiscal Year Reporting Period
 (private projects)**

Project Name Project No.	Application Deemed Complete Date ¹²	Application Final Approval Date ¹³	Source Control Measures ¹⁴	Site Design Measures ¹⁵	Treatment Systems Approved ¹⁶	Type of Operation & Maintenance Responsibility Mechanism ¹⁷	Hydraulic Sizing Criteria ¹⁸	Alternative Compliance Measures ^{19/20}	Alternative Certification ²¹	HM Controls ^{22/23}
Amber Lane Apts. (DR19-010)	8/8/2019	3/26/2021	Storm Drain Stenciling	Minimize Impervious Surfaces	Bio-retention Facilities	O&M Agreement	C.3.d			Not required due to hardened channels

**C.3.b.iv.(2) ► Regulated Projects Reporting Table (part 2) –
 Projects Approved During the Fiscal Year Reporting Period
 (public projects)**

Project Name Project No.	Approval Date ²⁴	Date Construction Scheduled to Begin	Source Control Measures ²⁵	Site Design Measures ²⁶	Treatment Systems Approved ²⁷	Operation & Maintenance Responsibility Mechanism ²⁸	Hydraulic Sizing Criteria ²⁹	Alternative Compliance Measures ^{30/31}	Alternative Certification ³²	HM Controls ^{33/34}
Public Projects										
N/A										
Comments:										

²⁴For public projects, enter the plans and specifications approval date.

²⁵List source control measures approved for the project. Examples include: properly designed trash storage areas; storm drain stenciling or signage; efficient landscape irrigation systems; etc.

²⁶List site design measures approved for the project. Examples include: minimize impervious surfaces; conserve natural areas, including existing trees or other vegetation, and soils; construct sidewalks, walkways, and/or patios with permeable surfaces, etc.

²⁷List all approved stormwater treatment system(s) to be installed onsite or at a joint stormwater treatment facility (e.g., flow through planter, bioretention facility, infiltration basin, etc.).

²⁸List the legal mechanism(s) (e.g., maintenance plan for O&M by public entity, etc.) that have been or will be used to assign responsibility for the maintenance of the post-construction stormwater treatment systems.

²⁹See Provision C.3.d.i. "Numeric Sizing Criteria for Stormwater Treatment Systems" for list of hydraulic sizing design criteria. Enter the corresponding provision number of the appropriate criterion (i.e., 1.a., 1.b., 2.a., 2.b., 2.c., or 3).

³⁰For Alternative Compliance at an offsite location in accordance with Provision C.3.e.i.(1), on a separate page, give a discussion of the alternative compliance site including the information specified in Provision C.3.b.iv.(2)(m)(i) for the offsite project.

³¹For Alternative Compliance by paying in-lieu fees in accordance with Provision C.3.e.i.(2), on a separate page, provide the information specified in Provision C.3.b.iv.(2)(m)(ii) for the Regional Project.

³²Note whether a third party was used to certify the project design complies with Provision C.3.d.

³³If HM control is not required, state why not.

³⁴If HM control is required, state control method used (e.g., method to design and size device(s) or method(s) used to meet the HM Standard, and description of device(s) or method(s) used, such as detention basin(s), bioretention unit(s), regional detention basin, or in-stream control).

C.3.h.v.(2). ► Table of Newly Installed³⁵ Stormwater Treatment Systems and Hydromodification Management (HM) Controls (Optional)

Fill in table below or attach your own table including the same information.

Name of Facility	Address of Facility	Party Responsible ³⁶ For Maintenance	Type of Treatment/HM Control(s)
Catchings Ranch	140 Catchings Ct	City of Brentwood	Bio-Retention

³⁵ "Newly Installed" includes those facilities for which the final installation inspection was performed during this reporting year.

³⁶ State the responsible operator for installed stormwater treatment systems and HM controls.

C.3.e.v.Special Projects Reporting Table												
Reporting Period – July 1 2020 - June 30, 2021												
Project Name & No.	Permittee	Address	Application Submittal Date ³⁷	Status ³⁸	Description ³⁹	Site Total Acreage	Gross Density DU/Acre	Density FAR	Special Project Category ⁴⁰	LID Treatment Reduction Credit Available ⁴¹	List of LID Stormwater Treatment Systems ⁴²	List of Non-LID Stormwater Treatment Systems ⁴³
N/A												

Special Projects Narrative: N/A

³⁷Date that a planning application for the Special Project was submitted.

³⁸ Indicate whether final discretionary approval is still pending or has been granted, and provide the date or version of the project plans upon which reporting is based.

³⁹Type of project (commercial, mixed-use, residential), number of floors, number of units, type of parking, and other relevant information.

⁴⁰ For each applicable Special Project Category, list the specific criteria applied to determine applicability. For each non-applicable Special Project Category, indicate n/a.

⁴¹For each applicable Special Project Category, state the maximum total LID Treatment Reduction Credit available. For Category C Special Projects also list the individual Location, Density, and Minimized Surface Parking Credits available.

⁴²: List all LID stormwater treatment systems proposed. For each type, indicate the percentage of the total amount of runoff identified in Provision C.3.d. for the Special Project's drainage area.

⁴³List all non-LID stormwater treatment systems proposed. For each type of non-LID treatment system, indicate: (1) the percentage of the total amount of runoff identified in Provision C.3.d. for the Special Project's drainage area, and (2) whether the treatment system either meets minimum design criteria published by a government agency or received certification issued by a government agency, and reference the applicable criteria or certification.

C.3.j.ii.(2) ► Table A - Public Projects Reviewed for Green Infrastructure

Project Name and Location ⁴⁴	Project Description	Status ⁴⁵	GI Included? ⁴⁶	Description of GI Measures Considered and/or Proposed or Why GI is Impracticable to Implement ⁴⁷
2021 Pavement Management Program	Road maintenance (grind & overlay and slurry seal)	In construction	No	Maintenance work. No street modification involved.
Vineyards at Marsh Creek – Event Center/Amphitheater	Construction of an outdoor amphitheater and event center.	Design	Yes	Bio-retention
Brentwood Various Streets & Road Repairs	Road maintenance (grind & overlay and slurry seal)	Design	No	Maintenance work. No street modification involved.

C.3.j.ii.(2) ► Table B - Planned and/or Completed Green Infrastructure Projects

Project Name and Location ⁴⁸	Project Description	Planning or Implementation Status	Green Infrastructure Measures Included
Vineyards at Marsh Creek – Event Center/Amphitheater	Construction of an outdoor amphitheater and event center.	Beginning Design	Bio-retention

⁴⁴ List each public project that is going through your agency’s process for identifying projects with green infrastructure potential.
⁴⁵ Indicate status of project, such as: beginning design, under design (or X% design), projected completion date, completed final design date, etc.
⁴⁶ Enter “Yes” if project will include GI measures, “No” if GI measures are impracticable to implement, or “TBD” if this has not yet been determined.
⁴⁷ Provide a summary of how each public infrastructure project with green infrastructure potential will include green infrastructure measures to the maximum extent practicable during the permit term. If review of the project indicates that implementation of green infrastructure measures is not practicable, provide the reasons why green infrastructure measures are impracticable to implement.
⁴⁸ List each planned (and expected to be funded) public and private green infrastructure project that is not also a Regulated Project as defined in Provision C.3.b.ii. Note that funding for green infrastructure components may be anticipated but is not guaranteed to be available or sufficient.

Section 4 – Provision C.4 Industrial and Commercial Site Controls

Program Highlights and Evaluation

Highlight/summarize activities for reporting year:

Summary:

- 1) Updated facilities list
- 2) Participated in CCCWP Municipal Operations Committee
- 3) Participated in annual C.4 training through CCCWP

Refer to the C.4. Industrial and Commercial Site Controls section of the countywide Program’s FY 20-21 Annual Report for a description of activities of the countywide program and/or the BASMAA Municipal Operations Committee.

C.4.b.iii ► Potential Facilities List (i.e., List of All Facilities Requiring Stormwater Inspections)

List below or attach your list of industrial and commercial facilities in your Inspection Plan to inspect that could reasonably be considered to cause or contribute to pollution of stormwater runoff.

See Attachment C.4.b.iii ► Potential Facilities List

C.4.d.iii.(2)(a) & (c) ► Facility Inspections

Fill out the following table or attach a summary of the following information. Indicate your reporting methodology below.

<input checked="" type="checkbox"/>	Permittee reports multiple discrete potential and actual discharges at a site as one enforcement action.
<input type="checkbox"/>	Permittee reports the total number of discrete potential and actual discharges on each site.

	Number
Total number of inspections conducted (C.4.d.iii.(2)(a))	80
Violations, enforcement actions, or discrete number of potential and actual discharges resolved within 10 working days or otherwise deemed resolved in a longer but still timely manner (C.4.d.iii.(2)(c))	0

Comments:

Routine facility inspections have been put on hold since March 2020 due to COVID-19 pandemic. Grease interceptor inspections were conducted by outside contracting companies.

C.4.d.iii.(2)(b) ► Frequency and Type of Enforcement Conducted

Fill out the following table or attach a summary of the following information.

	Enforcement Action (as listed in ERP) ⁴⁹	Number of Enforcement Actions Taken
Level 1	Verbal Warning/ Courtesy Notice/ Educational Materials	0
Level 2	Notice of Violation	0
Level 3	Formal Enforcement (Administrative Penalties, Cost Recovery)	0
Level 4	Legal Action/ Referral to State and Federal Agencies	0
Total		

C.4.d.iii.(2)(d) ► Frequency of Potential and Actual Non-stormwater Discharges by Business Category

Fill out the following table or attach a summary of the following information.

Business Category ⁵⁰	Number of Actual Discharges	Number of Potential Discharges
N/A	N/A	N/A

C.4.d.iii.(2)(e) ► Non-Filers

List below or attach a list of the facilities required to have coverage under the Industrial General Permit but have not filed for coverage:
No industries identified as non-filers during scheduled inspections during this fiscal year.

⁴⁹Agencies to list specific enforcement actions as defined in their ERPs.

⁵⁰List your Program's standard business categories.

C.4.e.iii ▶ Staff Training Summary						
Training Name	Training Dates	Topics Covered	No. of Industrial/ Commercial Site Inspectors in Attendance	Percent of Industrial/ Commercial Site Inspectors in Attendance	No. of IDDE Inspectors in Attendance	Percent of IDDE Inspectors in Attendance
C.4 & C.5 Stormwater Inspection Training Workshop	5/25/21	<ul style="list-style-type: none"> • Basics of Routine Inspection • Stormwater Regulatory Overview • Anatomy of Enforcement • Inspection Photo Review • Jurisdictional Clarity 	1	100%	2	100%

Section 5 – Provision C.5 Illicit Discharge Detection and Elimination

Program Highlights and Evaluation

Highlight/summarize activities for reporting year:

Provide background information, highlights, trends, etc.

Summary:

The City of Brentwood’s Illicit Discharge Detection and Elimination activity for the reporting year was consistent with previous years.

1. We annually clean out the trash capture devices, and inspect and clean storm drain inlets and creek outlets.
2. We clean grease prone sewer lines quarterly and began enforcing the City’s Fats, Oils, and Grease (FOG) Program, so grease buildup does not cause sanitary sewer overflows (SSO’s) into the stormwater system.
3. We participate in the CCCWP Municipal Operations Committee.

Refer to the C.5 Illicit Discharge Detection and Elimination section of countywide program’s FY 19-20 Annual Report for description of activities at the countywide or regional level.

C.5.c.iii ► Complaint and Spill Response Phone Number

Summary of any changes made during FY 20-21:

No Change

C.5.d.iii.(1), (2), (3) ► Spill and Discharge Complaint Tracking

Spill and Discharge Complaint Tracking (fill out the following table or include an attachment of the following information)

	Number
Discharges reported (C.5.d.iii.(1))	32
Discharges reaching storm drains and/or receiving waters (C.5.d.iii.(2))	1
Discharges resolved in a timely manner (C.5.d.iii.(3))	32

Comments:

We have maintained our SOPs (Standard Operating Procedures) for overflows/discharges and have a step-by-step plan that helps eliminate any sanitary sewer overflows (SSOs), chemical spills, etc. from reaching our storm water system. This plan could involve anything from sand bags around a catch basin to eliminate a small amount of discharge from entering the storm drain system to plugging a line that has a larger spill that reached the storm drain system and eliminating it from reaching the creek. Fortunately, the vast majority of Brentwood’s storm drain lines are

discharged to detention basins. Due to evaporation, infiltration and the region's relatively mild rainy seasons, discharges rarely leave the detention basin. Additionally, Brentwood has over 100 various treatment systems upstream of the storm drain infrastructure, which prevents potential contaminants from entering the receiving waters. These include bio-retention facilities, hydrodynamic separators, full trash capture devices, and inlet filter inserts.

Section 6 – Provision C.6 Construction Site Controls

C.6.e.iii.(3)(a), (b), (c), (d) ► Site/Inspection Totals			
Number of active Hillside Sites (sites disturbing < 1 acre of soil requiring storm water runoff quality inspection) (C.6.e.iii.3.a)	Number of High Priority Sites (sites disturbing < 1 acre of soil requiring storm water runoff quality inspection) (C.6.e.iii. 3.c)	Number of sites disturbing ≥ 1 acre of soil (C.6.e.iii.3.b)	Total number of storm water runoff quality inspections conducted (include only Hillside Sites, High Priority Sites and sites disturbing 1 acre or more) (C.6.e.iii. 3.d)
# 0	# 0	# 9	# 77
Comments: 77 inspection logs for monthly documentation, however inspections were conducted daily which means there were many more inspections.			
Provide the number of inspections that are conducted at sites not within the above categories as part of your agency's inspection program and a general description of those sites, if available or applicable. Does not Apply.			

C.6.e.iii.(3)(e) ► Construction Related Storm Water Enforcement Actions

	Enforcement Action (as listed in ERP) ⁵¹	Number Enforcement Actions Issued
Level 1 ⁵²	Verbal/Written Warning	0
Level 2	Notice of Violation	0
Level 3		
Level 4		
Total		0

C.6.e.iii.(3)(f), ► Illicit Discharges

	Number
Number of illicit discharges, actual and those inferred through evidence at hillside sites, high priority sites and sites that disturb 1 acre or more of land (C.6.e.iii. 3.f)	0

C.6.e.iii.(3)(g) ► Corrective Actions

Indicate your reporting methodology below.

<input checked="" type="checkbox"/>	Permittee reports multiple discrete potential and actual discharges at a site as one enforcement action.
<input type="checkbox"/>	Permittee reports the total number of discrete potential and actual discharges on each site.
	Number
Enforcement actions or discrete potential and actual discharges fully corrected within 10 business days after violations are discovered or otherwise considered corrected in a timely period (C.6.e.iii. .3.g)	0
Comments:	

⁵¹Agencies should list the specific enforcement actions as defined in their ERPs.
⁵²For example, Enforcement Level 1 may be Verbal Warning.

C.6.e.iii.(4) ► Evaluation of Inspection Data

Describe your evaluation of the tracking data and data summaries and provide information on the evaluation results (e.g., data trends, typical BMP performance issues, comparisons to previous years, etc.).

Description: **Our typical performance issues represent isolated incidents. They are dealt with quickly through relationships with owners as indicated above.**

C.6.e.iii.(4) ► Evaluation of Inspection Program Effectiveness

Describe what appear to be your program’s strengths and weaknesses, and identify needed improvements, including education and outreach.

Description:
Environmental Compliance Inspector conducts construction site inspections for when BMP maintenance requests are ignored by the project owner. Participated in the CCCWP Development Committee and Municipal Operations. Refer to the C.6 Construction Site Control section of countywide program’s FY 20-21 Annual Report for a description of activities implemented at the countywide and/or regional level.

C.6.f.iii ► Staff Training Summary

Training Name	Training Dates	Topics Covered	No. of Inspectors in Attendance
N/A			

Section 7 – Provision C.7. Public Information and Outreach

C.7.b.i.1 ► Outreach Campaign

Summarize outreach campaign. Include details such as messages, creative developed, and outreach media used. The detailed outreach campaign report may be included as an attachment. If outreach campaign is being done by participation in a countywide or regional program, refer to the separate countywide or regional Annual Report.

Summary:
Refer to the CCCWP FY 20-21 Annual Report

C.7.b.iii.2 ► Post-Campaign Effectiveness Assessment/Evaluation

(For the Annual Report following the post-campaign effectiveness assessment/evaluation) Submit a report of the effectiveness assessment/evaluation completed, which, at a minimum, should include the following information:

- 1) A description of the outreach campaign
- 2) A summary of how the effectiveness assessment/evaluation was implemented
- 3) An analysis of the effectiveness assessment/evaluation results
- 4) A discussion of the measurable changes in awareness and behavior achieved
- 5) A discussion of the planned or future outreach campaigns to influence awareness and behavior changes regarding stormwater runoff pollution prevention messages

If campaign implementation and effectiveness assessment were done Countywide or regionally, refer to a Countywide or regional submittal that contains the information described above.

<input type="checkbox"/>	See attached effectiveness assessment/evaluation report
<input checked="" type="checkbox"/>	See Countywide or regional submittal (reference document)
<input type="checkbox"/>	Effectiveness assessment/evaluation report was included in the FY 19-20 Annual Report

C.7.c. Stormwater Pollution Prevention Education

No Change

C.7.d ► Public Outreach and Citizen Involvement Events

Describe general approach to event selection. Provide a list of outreach materials and giveaways distributed.
 Use the following table for reporting and evaluating public outreach events

Event Details	Description (messages, audience)	Evaluation of Effectiveness
Provide event name, date, and location. Indicate if event is local, countywide or regional. Indicate if event is public outreach or citizen involvement. Refer to the CCCWP's Public Information and Outreach section for a description of events.	Identify type of event (e.g., school fair, creek clean-up, storm drain stenciling, farmers market etc.), type of audience (school children, gardeners, homeowners etc.) and outreach messages (e.g., Enviroscene presentation, pesticides, stormwater awareness)	Provide general staff feedback on the event (e.g., success at reaching a broad spectrum of the community, well attended, good opportunity to talk to gardeners etc.). Provide other details such as: <ul style="list-style-type: none"> • Success at reaching a broad spectrum of the community • Number of participants compared to previous years. • Post-event effectiveness assessment/evaluation results • Quantity/volume of materials cleaned up, and comparisons to previous efforts
Annual City of Brentwood Public Works Open House held in May was cancelled due to COVID-19.		
Annual Marsh Creek Clean-Up Day held in September cancelled due to COVID-19.		
Trash Hot Spot Clean Ups held in the Fall cancelled due to COVID-19.		

C.7.e. ► Watershed Stewardship Collaborative Efforts

Summarize watershed stewardship collaborative efforts and/or refer to a regional report that provides details. Describe the level of effort and support given (e.g., funding only, active participation etc.). State efforts undertaken and the results of these efforts. If this activity is done regionally refer to a regional report.

Evaluate effectiveness by describing the following:

- Efforts undertaken
- Major accomplishments

Summary:
 CCCWP staff will provide a summary of efforts conducted at the countywide or regional level.

C.7.f. ► School-Age Children Outreach

Summarize school-age children outreach programs implemented. A detailed report may be included as an attachment. Use the following table for reporting school-age children outreach efforts. Refer to the C.7 Section of the CCCWP FY 20-21 Annual Report for a description of School-age Children Outreach efforts conducted at the countywide level.

Program Details	Focus & Short Description	Number of Students/Teachers reached	Evaluation of Effectiveness
5th Grade Environmental Vaudeville shows	EarthCapades performed a virtual assembly.	Total number of students reached = 888 and their teachers.	

Section 9 – Provision C.9 Pesticides Toxicity Controls

C.9.a. ► Implement IPM Policy or Ordinance							
Is your municipality implementing its IPM Policy/Ordinance and Standard Operating Procedures?				<input checked="" type="checkbox"/> X	Yes	<input type="checkbox"/>	No
If no, explain:							
Report implementation of IPM BMPs by showing trends in quantities and types of pesticides used, and <u>suggest reasons for increases in use of pesticides that threaten water quality</u> , specifically organophosphates, pyrethroids, carbamates fipronil, indoxacarb, diuron, and diamides. A separate report can be attached as evidence of your implementation.							
Trends in Quantities and Types of Pesticide Active Ingredients Used ⁵³							
Pesticide Category and Specific Pesticide Active Ingredient Used	Amount ⁵⁴						
	FY 16-17	FY 17-18	FY 18-19	FY 19-20	FY 20-21		
Organophosphates	0	0	0	0	0		
Active Ingredient Chlorpyrifos							
Active Ingredient Diazinon							
Active Ingredient Malathion							
Pyrethroids (see footnote #2 for list of active ingredients)	0	0	0	0	0		
Active Ingredient Type X							
Active Ingredient Type Y							
Carbamates	0	0	0	0	0		
Active Ingredient Carbaryl							
Active Ingredient Aldicarb							
Fipronil	0	0	0	0	0		
Pesticide Category and Specific Pesticide Active Ingredient Used	Amount						

⁵³Includes all municipal structural and landscape pesticide usage by employees and contractors.

⁵⁴Weight or volume of the active ingredient, using same units for the product each year. Please specify units used. The active ingredients in any pesticide are listed on the label. The list of active ingredients that need to be reported in the pyrethroids class includes: metofluthrin, bifenthrin, cyfluthrin, beta-cyfluthrin, cypermethrin, deltamethrin, esfenvalerate, lambdacyhalothrin, and permethrin.

	FY 16-17	FY 17-18	FY 18-19	FY 19-20	FY 20-21
Indoxacarb	0	0	0	0	0
Diuron	0	0	0	0	0
Diamides	0	0	0	0	0
Active Ingredient Chlorantraniliprole					
Active Ingredient Cyantraniliprole					
Reasons for increases in use of pesticides that threaten water quality: N/A					
IPM Tactics and Strategies Used: Educated staff and building occupants on their roles in pest management (maintaining good sanitation by not eating at their desks, putting food stored at work in ant- and rodent-proof containers, putting food waste into central garbage can, wiping up spills). City of Brentwood Standards call for preventative actions such as sealing holes and gaps in structures, improving sanitation, cutting back tree branches and bushes that are touching buildings and providing pathways for rodent and ants to access the structure.					

C.9.b ► Train Municipal Employees	
Enter the number of employees that applied or used pesticides (including herbicides) within the scope of their duties this reporting year.	19
Enter the number of these employees who received training on your IPM policy and IPM standard operating procedures within this reporting year.	19
Enter the percentage of municipal employees who apply pesticides who have received training in the IPM policy and IPM standard operating procedures within this reporting year.	100
Type of Training: In house trainer conducts the annual training. Training meets County requirements and City IPM.	

C.9.c ▶ Require Contractors to Implement IPM			
Did your municipality contract with any pesticide service provider in the reporting year, for either landscaping or structural pest control?	X	Yes	No
If yes, did your municipality evaluate the contractor’s list of pesticides and amounts of active ingredients used?	X	Yes	No,
<p>If your municipality contracted with any pesticide service provider, briefly describe how contractor compliance with IPM Policy/Ordinance and SOPs was monitored</p> <p>The Landscape Maintenance RFP requires all of our contractors to provide us with their respective company’s IPM Program. These typically mirror our own IPM program since the contractors use much of the information that is in our IPM. For instance:</p> <ul style="list-style-type: none"> -Submit Monthly Use Reports to Contra Costa County of all pesticides and amounts used. -Provide annual training for all applicators. On-going training throughout the year is also provided. -Maintain proper licensing, permits and all requirements of State and local agencies -Use “Best Management Practices” (BMP’s) to keep chemical and herbicide use to the minimum required to do the job. -Follow all safety and application procedures provided by the Department of Pesticide Regulations (DPR). Reducing the risk of harm to applicators, citizens and the environment. <p>The City keeps copies of the IPM Programs at all times and will review them with the respective contractors as needed. Parks Supervisors meet with the contractors on a weekly basis to review work orders and the scheduling of operational tasks. If the schedule calls out any herbicide or pesticide applications, then both parties will review what is the target and what is the application. In addition, the Landscape Maintenance contracts are Outcome Based Contracts and the Parks Supervisors have the ability to write Out of Compliance Notices to any contractor that is found not following City Standards, and with multiple offenses, can eventually lead to monetary penalties. Also, the Parks and Recreation Department is responsible for publishing an Annual Report that includes a section on herbicide/pesticide annual use by all Parks contractors.</p>			

C.9.d ▶ Interface with County Agricultural Commissioners			
Did your municipality communicate with the County Agricultural Commissioner to: (a) get input and assistance on urban pest management practices and use of pesticides or (b) inform them of water quality issues related to pesticides,	X	Yes	No

If yes, summarize the communication. If no, explain. Refer to the CCCWP Annual Report.				
Did your municipality report any observed or citizen-reported violations of pesticide regulations (e.g., illegal handling and applications of pesticides) associated with stormwater management, particularly the California Department of Pesticide Regulation (DPR) surface water protection regulations for outdoor, nonagricultural use of pyrethroid pesticides by any person performing pest control for hire.	<input type="checkbox"/>	Yes	<input checked="" type="checkbox"/>	No
If yes, provide a summary of improper pesticide usage reported to the County Agricultural Commissioner and follow-up actions taken to correct any violations. A separate report can be attached as your summary.				

C.9.e.ii (1) ► Public Outreach: Point of Purchase

Provide a summary of public outreach at point of purchase, and any measurable awareness and behavior changes resulting from outreach (here or in a separate report); OR reference a report of a regional effort for public outreach in which your agency participates.
Summary: See the C.9 Pesticides Toxicity Control section of the CCCWP FY 20-21 Annual Report for information on point of purchase public outreach conducted countywide and regionally.

C.9.e.ii (2) ► Public Outreach: Pest Control Contracting Outreach

Provide a summary of outreach to residents who use or contract for structural pest control and landscape professionals); AND/OR reference a report of a regional effort for outreach to residents who hire pest control and landscape professionals in which your agency participates.
Summary: See the C.9 Pesticides Toxicity Control section of the CCCWP FY 20-21 Annual Report for information on point of purchase public outreach conducted countywide and regionally.

C.9.e.ii.(3) ► Public Outreach: Pest Control Operators

Provide a summary of public outreach to pest control operators and landscapers and reduced pesticide use (here or in a separate report); AND/OR reference a report of a regional effort for outreach to pest control operators and landscapers in which your agency participates.
Summary:

“See the C.9 Pesticides Toxicity Control section of the CCCWP FY 20-21 Annual Report for a summary of our participation in and contributions towards countywide and regional public outreach to pest control operators and landscapers to reduce pesticide use.

C.9.f ▶ Track and Participate in Relevant Regulatory Processes

Summarize participation efforts, information submitted, and how regulatory actions were affected; **AND/OR** reference a regional report that summarizes regional participation efforts, information submitted, and how regulatory actions were affected.

Summary:

During FY 20-21, we participated in regulatory processes related to pesticides through contributions to the countywide Program and CASQA. For additional information, see the Regional Report prepared by CASQA.

Section 10 - Provision C.10 Trash Load Reduction

C.10.a.i ► Trash Load Reduction Summary	
For population-based Permittees, provide the overall trash reduction percentage achieved to-date within the jurisdictional area of your municipality that generates problematic trash levels (i.e., Very High, High, or Moderate trash generation). Base the reduction percentage on the information presented in C.10.b i-iv and C.10.e.i-ii. Provide a discussion of the calculation used to produce the reduction percentage	
Trash Load Reductions	
Percent Trash Reduction in All Trash Management Areas (TMAs) due to Trash Full Capture Systems (as reported C.10.b.i)	0.1%
Percent Trash Reduction in all TMAs due to Control Measures Other than Trash Full Capture Systems (as reported in C.10.b.ii) ⁵⁵	89.2%
Percent Trash Reduction due to Jurisdiction-wide Source Control Actions (as reported in C.10.b.iv)	
SubTotal for Above Actions	89.3%
Trash Offsets (Optional)	
Offset Associated with Additional Creek and Shoreline Cleanups (as reported in C.10.e.i)	
Offset Associated with Direct Trash Discharges (as reported in C.10.e.ii)	
Total (Jurisdiction-wide) % Trash Load Reduction through FY 2020-21	89.3%
Discussion of Trash Load Reduction Calculation: The City has been using the Collector App tool for visual assessments in the TMAs.	

⁵⁵ See Appendix 10-1 for changes between 2009 and FY 20-21 in trash generation by TMA as a result of Full Capture Systems and Other Measures.

C.10.a.iii ► Mandatory Trash Full Capture Systems		
Provide the following:		
1) Total number and types of full capture systems (publicly and privately-owned) installed during FY 20-21, and prior to FY 20-21, including inlet-based and large flow-through or end-of-pipe systems, and qualifying low impact development (LID) required by permit provision C.3.		
2) Total land area (acres) treated by full capture systems for population-based Permittees and total number of systems for non-population based Permittees compared to the total required by the permit.		
Type of System	# of Systems	Areas Treated (Acres)
Installed in FY 20-21		
Installed Prior to FY 20-21		
Connector Pipe Screens	2	0
Baskets	0	1
Netting Devices	0	0
HDS Units	83	950
GSRDs	1	250
Total for all Systems Installed To-date	86	1200
Treatment Acreage Required by Permit (Population-based Permittees)		
Total # of Systems Required by Permit (Non-population-based Permittees)		

C.10.b.i ► Trash Reduction - Full Capture Systems

Provide the following:

- 1) Jurisdiction-wide trash reduction in FY 20-21 attributable to trash full capture systems implemented in each TMA;
- 2) The total number of full capture systems installed to-date in your jurisdiction;
- 3) The percentage of systems in FY 20-21 that exhibited significant plugged/blinded screens or were >50% full when inspected or maintained;
- 4) A narrative summary of any maintenance issues and the corrective actions taken to avoid future full capture system performance issues; and
- 5) A certification that each full capture system is operated and maintained to meet the full capture system requirements in the permit.

TMA	Jurisdiction-wide Reduction (%)	Total # of Full Capture Systems	% of Systems Exhibiting Plugged/Blinded Screens or >50% full in FY 20-21	Summary of Maintenance Issues and Corrective Actions
1	0.0	86		
2	0.0			
3	0.1			
4	0.0			
5	0.0			
6	NA			
7	NA			
Not A Part	NA			
Uninc Brentwood	NA			
Total	0.1			

Certification Statement:

The City of Brentwood certifies that a full capture system maintenance and operation program is currently being implemented to maintain all applicable systems in manner that meets the full capture system requirements included in the Permit.

C.10.b.ii ► Trash Reduction – Other Trash Management Actions (PART A)	
Provide a summary of trash control actions other than full capture systems or jurisdictional source controls that were implemented within each TMA, including the types of actions, levels, and areal extent of implementation, and whether actions are new, including initiation date.	
TMA	Summary of Trash Control Actions Other than Full Capture Systems
1	<ul style="list-style-type: none"> • Enhanced street sweeping enabled by jurisdictional land transfer of Brentwood Blvd. from the State to the City of Brentwood. • Anti-littering and Illegal Dumping Enforcement. • Public Education and Outreach Programs Targeted at Trash Reduction and Implemented post-MRP Adoption • Construction North Brentwood Blvd Beautification project with a landscape median and lane widening. Maintenance of this landscaping will ensure frequent trash pick-up. • Completion of new City owner and operated solid waste transfer station. This fully enclosed facility allows trash to be dropped to waiting transfer trucks staged on the bottom level. The pre-existing outdoor facility was exposed to wind and water elements with a high susceptibility to carry trash off-site.
2	<ul style="list-style-type: none"> • Enhanced street sweeping enabled by jurisdictional land transfer of Brentwood Blvd. from the State to the City of Brentwood. <li style="padding-left: 20px;">• Anti-littering and Illegal Dumping Enforcement
3	<ul style="list-style-type: none"> • Enhanced street sweeping enabled by jurisdictional land transfer of Brentwood Blvd. from the State to the City of Brentwood. <li style="padding-left: 20px;">• Anti-littering and Illegal Dumping Enforcement
4	<ul style="list-style-type: none"> • Enhanced street sweeping enabled by jurisdictional land transfer of Brentwood Blvd. from the State to the City of Brentwood. • Anti-littering and Illegal Dumping Enforcement <ul style="list-style-type: none"> • Inspection and outreach with property owners in TMA
5	<ul style="list-style-type: none"> <li style="padding-left: 20px;">• Elimination of High School from TMA as non-jurisdictional
6	<ul style="list-style-type: none"> • Hot spots are under county jurisdiction and receive trash from medium, high and non-jurisdictional public school trash generating areas <ul style="list-style-type: none"> • Trash regularly picked up in creek and banks through Friends of Marsh Creek Watershed volunteer activities
7	<ul style="list-style-type: none"> • This is a 100% Low trash generation TMA. • Full LID mandated with all new construction • The City of Brentwood stopped permitting storm water and sanitary sewer drains in trash enclosures, trash compactor areas and loading docks to eliminate trash and contaminated liquid residue discharges from items such as fluorescent light tubes, batteries, medicine, transformers, etc. Drainage from these areas is now conducted to either a bio-retention area or a grease interceptor.

C.10.b.ii ► Trash Reduction – Other Trash Management Actions (PART B)

Provide the following:

- 1) A summary of the on-land visual assessments in each TMA (or control measure area), including the street miles or acres available for assessment (i.e., those associated with VH, H, or M trash generation areas not treated by full capture systems), the street miles or acres assessed, the % of available street miles or acres assessed, and the average number of assessments conducted per site within the TMA; and
- 2) Percent jurisdictional-wide trash reduction in FY 20-21 attributable to trash management actions other than full capture systems implemented in each TMA; OR
- 3) Indicate that no on-land visual assessments were performed.

If no on-land visual assessments were performed, check here and state why:

Explanation:

TMA ID <i>or (as applicable)</i> Control Measure Area	Total Street Miles ⁵⁶ or Acres Available for Assessment	Summary of On-land Visual Assessments			Jurisdictional-wide Reduction (%)
		Street Miles or Acres Assessed	% of Available Street Miles or Acres Assessed	Avg. # of Assessments Conducted at Each Site	
1	0.22	0.05	21.62	4	30.9
2	1.54	0.33	21.53	4	16.4
3	3.07	0.57	18.52	4	41.7
4	0.01	0.00	0.00	0	0.0
5	0.12	0.05	38.64	4	0.2
6*	0.00	NA	NA	NA	0.0
7*	0.00	NA	NA	NA	0.0
Not A Part*	0.00	NA	NA	NA	0.0
Uninc Brentwood*	0.00	NA	NA	NA	0.0
Total		1.0	20.0	16	89.2

⁵⁶ Linear feet are defined as the street length and do not include street median curbs.

C.10.b.iv ▶ Trash Reduction – Source Controls

Provide a description of each jurisdiction-wide trash source control action implemented to-date. For each control action, identify the trash reduction evaluation method(s) used to demonstrate on-going reductions, summarize the results of the evaluation(s), and estimate the associated reduction of trash within your jurisdictional area. Note: There is a maximum of 10% total credit for source controls.

Source Control Action	Summary Description & Dominant Trash Sources and Types Targeted	Evaluation/Enforcement Method(s)	Summary of Evaluation/Enforcement Results To-date	% Reduction
N/A				

C.10.c ▶ Trash Hot Spot Cleanups

Provide the FY 20-21 cleanup date and volume of trash removed during each MRP-required Trash Hot Spot cleanup during each fiscal year listed. Indicate whether the site was a new site in FY 20-21.

Trash Hot Spot	New Site in FY 20-21 (Y/N)	FY 20-21 Cleanup Date(s)	Volume of Trash Removed (cubic yards)				
			FY 2016-17	FY 2017-18	FY 2018-19	FY 2019-20	FY 2020-21
1	N	***	6.0	0.78	0.25	1.33	***
2*	N	*	1.0	1.0	*	*	*
3a**	N	**	6.4	4.6	NA**	NA**	***
3b**	N	***	NA	NA	0.30	0.95	***

*In FY 2018-2019, Hot Spot 2 was determined that it does not meet criteria to be considered for a hot spot.

**No visible trash at 3a to cleanup, chose new site 3b starting in FY 2018-2019.

***No hot spot clean-ups were performed in FY 2020-2021 due to COVID-19. They are scheduled to resume October 2021.

C.10.d ► Long-Term Trash Load Reduction Plan

Provide descriptions of significant revisions made to your Long-term Trash Load Reduction Plan submitted to the Water Board in February 2014. Describe significant changes made to primary or secondary trash management areas (TMA), baseline trash generation maps, control measures, or time schedules identified in your plan. Indicate whether your baseline trash generation map was revised and, if so, what information was collected to support the revision. If your baseline trash generation map was revised, attach it to your Annual Report.

Description of Significant Revision	Associated TMA
Public schools have been reclassified as a non-jurisdictional land use. A revised Baseline Trash Generation Rate map was submitted, starting with the FY 2015/2016 Annual Report.	5

C.10.e. ► Trash Reduction Offsets (Optional)

Provide a summary description of each offset program implemented, the volume of trash removed, and the offset claimed in FY 20-21. Also, for additional creek and shoreline cleanups, describe the number and frequency of cleanups conducted, and the locations and cleanup dates. For direct discharge control programs approved by the Water Board Executive Officer, also describe the results of the assessments conducted in receiving waters to demonstrate the effectiveness of the control program. Include an Appendix that provides the calculations and data used to determine the trash reduction offset.

Offset Program	Summary Description of Actions and Assessment Results	Volume of Trash (CY) Removed/Controlled in FY 20-21	Offset (% Jurisdiction-wide Reduction)
Additional Creek and Shoreline Cleanups (Max 10% Offset)	N/A		
Direct Trash Discharge Controls (Max 15% Offset)	N/A		

Appendix 10-1. Baseline trash generation and areas addressed by full capture systems and other control measures in Fiscal Year 20-21.

TMA	2009 Baseline Trash Generation (Acres)					Trash Generation (Acres) in FY 20-21 After Accounting for Full Capture Systems					Jurisdiction-wide Reduction via Full Capture Systems (%)	Trash Generation (Acres) in FY 20-21 After Accounting for Full Capture Systems <u>and</u> Other Control Measures					Jurisdiction-wide Reduction via Other Control Measures (%)	Jurisdiction-wide Reduction via Full Capture <u>AND</u> Other Control Measures (%)
	L	M	H	VH	Total	L	M	H	VH	Total		L	M	H	VH	Total		
1	96	36	9	0	142	96	36	9	0	142	0.0	142	0	0	0	142	30.9	30.9
2	0	38	0	0	38	0	38	0	0	38	0.0	38	0	0	0	38	16.4	16.4
3	12	85	9	0	106	12	85	9	0	106	0.1	89	15	2	0	106	41.7	41.7
4	0	2	0	0	2	0	2	0	0	2	0.0	0	2	0	0	2	0.0	0.0
5	0	1	0	0	1	0	1	0	0	1	0.0	1	0	0	0	1	0.2	0.2
6	3	0	0	0	3	3	0	0	0	3	NA	3	0	0	0	3	NA	NA
7	8862	0	0	0	8862	8862	0	0	0	8862	NA	8862	0	0	0	8862	NA	NA
Not A Part	0	0	0	0	0	0	0	0	0	0	NA	0	0	0	0	0	NA	NA
Uninc Brentwood	0	0	0	0	0	0	0	0	0	0	NA	0	0	0	0	0	NA	NA
Totals	8974	163	18	0	9154	8974	163	18	0	9154	0.1	9135	17	2	0	9154	89.2	89.2

Note: "NA" indicates that the TMA has no moderate, high, or very high trash generating areas (i.e., all low trash generation and/or non-jurisdictional) and therefore no additional trash control measures are needed.

Section 11 - Provision C.11 Mercury Controls - **EXEMPT**

- C.11.a ▶ Implement Control Measures to Achieve Mercury Load Reductions**
- C.11.b ▶ Assess Mercury Load Reductions from Stormwater**
- C.11.c ▶ Plan and Implement Green Infrastructure to Reduce Mercury Loads**
- C.11.e ▶ Implement a Risk Reduction Program**

The City of Brentwood is located within the Central Valley Basin, and is therefore not subject to TMDLs issued for the San Francisco Bay Basin. Provision C.16.5.d specifically exempts The City of Brentwood from all parts of provision C.11

Section 12 - Provision C.12 PCBs Controls - **EXEMPT**

- C.12.a ▶ Implement Control Measures to Achieve PCBs Load Reductions**
- C.12.b ▶ Assess PCBs Load Reductions from Stormwater**
- C.12.c ▶ Plan and Implement Green Infrastructure to Reduce PCBs Loads**
- C.12.d ▶ Prepare Implementation Plan and Schedule to Achieve TMDL Allocations**
- C.12.f ▶ Manage PCB-Containing Materials During Building Demolition**
- C.12.h ▶ Implement a Risk Reduction Program**

The City of Brentwood is located within the Central Valley Basin, and is therefore not subject to TMDLs issued for the San Francisco Bay Basin. Provision C.16.5.e specifically exempts The City of Brentwood from all parts of provision C.12.

Section 13 - Provision C.13 Copper Controls

C.13.a.iii.(3) ► Manage Waste Generated from Cleaning and Treating of Copper Architectural Features

Provide summaries of permitting and enforcement activities to manage waste generated from cleaning and treating of copper architectural features, including copper roofs, during construction and post-construction.

Summary:

To the knowledge of City of Brentwood staff, the only structure that contains copper architectural features is the City Hall gazebo roof. If a Building Permit applicant proposes copper architectural features, then the Community Development - Building Department would inform our Environmental Compliance Officer, who would make contact with the applicant to encourage them to use an alternative material to copper. The applicant would be referred to the BMPs for Architectural Copper Fact Sheet that was developed by the CCCWP and is posted on the City's NPDES Stormwater Management webpage (<https://www.brentwoodca.gov/gov/pw/development/npdes/>). The City's Stormwater ordinance provides staff with proper authority to enforce proper waste management.

C.13.b.iii.(3) ► Manage Discharges from Pools, Spas, and Fountains that Contain Copper-Based Chemicals

Provide summaries of any enforcement activities related to copper-containing discharges from pools, spas, and fountains.

Summary:

There have not been any reported copper-containing discharges from pools, spas, and fountains this fiscal year, and therefore, there have not been any related enforcement activities. If an illicit discharge of pool and spa occurs, City staff will investigate and follow the procedures outlined in the City's Enforcement Response Plan (ERP) protocols. The Environmental Compliance Officer distributes and refers pool, spa, and fountain owners to the Draining Pools & Spas Brochure developed by the CCCWP and posted on their webpage (<https://www.cccleanwater.org/userfiles/documents/files/281/Pools.pdf>).

C.13.c.iii ► Industrial Sources Copper Reduction Results

Based upon inspection activities conducted under Provision C.4, highlight copper reduction results achieved among the facilities identified as potential users or sources of copper, facilities inspected, and BMPs addressed.

Summary:

No facilities have been identified as potential users or sources of copper.

Section 15 -Provision C.15 Exempted and Conditionally Exempted Discharges

C.15.b.vi.(2) ► Irrigation Water, Landscape Irrigation, and Lawn or Garden Watering

Provide implementation summaries of the required BMPs to promote measures that minimize runoff and pollutant loading from excess irrigation. Generally the categories are:

- Promote conservation programs
- Promote outreach for less toxic pest control and landscape management
- Promote use of drought tolerant and native vegetation
- Promote outreach messages to encourage appropriate watering/irrigation practices
- Implement Illicit Discharge Enforcement Response Plan for ongoing, large volume landscape irrigation runoff.

Summary:

Refer to the C.3 New Development and Redevelopment, C.7. Public Information and Outreach and C.9. Pesticide Toxicity Control sections of the CCCWP FY 2020-21 Annual Report as needed.

An Ordinance was adopted at the June 28, 2016, City Council meeting which repeals the 35 percent potable water use reduction and continues to prohibit the following activities in the promotion of water conservation:

- No watering between 8:00 a.m. and 7:00 p.m.
- No watering within 48 hours after measurable rainfall
- No excessive landscape runoff
- No washing a vehicle, trailer, boat without a shutoff nozzle.
- No washing paved or hardscape surfaces
- No water use for non-recirculating fountains
- No watering new home construction landscape except by drip or micro spray
- No watering ornamental turf on public street medians
- No serving drinking water except upon request in eating or drinking establishments
- No hotels/motels daily laundering of towels/linens unless requested by a guest

Promote Water Conservation Programs by offering:

- Distributed low flow shower heads, moisture meters, faucet aerators, and hose nozzles.
- Quarterly High Use Notification Letters or Emails – Since 2006
- Water Use Surveys – Since 2006
- New Home Owner Information – Since 2010
- Weather Based Irrigation Controller Study (includes controller given to approved resident) – completed 2006 (4/2012). One is our Water Conservation Specialist and the other is our Park/Maintenance Supervisor. Both positions promote BMPs and IPM during their interaction with home owners, businesses and with the City's Landscape Contractors.

Promote use of drought tolerant and native vegetation by:

- Offering Water Wise Gardening on the City's website

- During Water Use Surveys
- Planting in our City owned/maintained landscape

Promote outreach messages to encourage appropriate watering/irrigation practices by:

- The City includes messages on billing statements promoting water conservation (12 messages per year)
- Newsletter to City Customers – Brentwood Connection – providing information on watering schedule and conservation tips (3 time per year)
- Website updated to include and target water conservation
- Auto Dialer Call Notifications - notifying customers of changes to water use restrictions
- Notification – Emailed news letter
- Water Conservation brochure – updated annually
- Maintaining a 30% reduction over 2013 use.

Implement Illicit Discharge Enforcement Response Plan for ongoing large volume landscape irrigation runoff by:

- The City adopted the Model Water Efficient Landscape Ordinance (MWELO) in 2010 provided by the Department of Water Resources
- The City meets MWELO by adopting the water efficient landscape ordinance
- The ordinance requires new construction and rehabilitation projects to:
 - Provide a Landscape Documentation Package (certification of installation; irrigation scheduling; schedule of landscape and irrigation maintenance; landscape irrigation audit report; and soil management report.
 - Require use of maximum applied water allowance, Water Use Classification of Plants (WUCOLS), and an audit performed by a certified irrigation auditor.
 - Require the use of recycled water for irrigation systems and decorative water features unless a written exemption is granted by the local water purveyor.
 - Recommend storm water management practices and increase rainwater capture and create opportunities for infiltration and/or onsite storage of rainwater.
 - Provide information to owners of new homes regarding design and installing of water efficient landscapes.
 - Address existing landscapes over 1 acre in size and evaluate water use and provide recommendations for reducing landscape water use.

The City adopted Municipal Code Chapters 14.20 and 17.630, that state residents and businesses are to minimize spray and run off.

Through the CCCWP, the City promotes and implements several programs and measures to minimize pollutant loading from excess irrigation including, but not limited to:

- Stormwater C.3 Guidebook adopted by ordinance, which promotes to land development professionals landscaping designed to: 1) minimize irrigation and runoff; 2) promote infiltration of runoff where appropriate; and, 3) minimize use of fertilizers and pesticides using pest-resistant plants that are suited to site conditions (e.g., soil and climate).
- Green Business Program, which promotes to businesses a variety of measures such as using drought tolerant plantings, mulching, carefully monitoring irrigation schedules and needs, and implementing Integrated Pest Management.
- Our Water Our World (OWOW) Program, which promotes to consumers at the point of purchase less toxic alternatives to combating lawn and garden pests.

- Municipal staff (Park Maintenance Manager, Parks Planning Technician, and Water Conservation Specialist) have received Bay Friendly Landscaping and Gardening Training and Certification Program which promotes to landscapers a variety of measures designed to reduce waste and prevent stormwater pollution.

Section 16 - Provision C.16.5 East County Permittees Inclusion into NPDES Permit No. CAS612008

Program Highlights and Evaluation
 Highlight/summarize activities for reporting year

Summary:
 Please see the narrative for the following Sections listed below. For other parts of C.16.5, please see Section 16 of the Countywide Program's FY 20-21 Annual Report

- C.16.5.a Green Infrastructure Planning and Implementation
- C.16.5.b Inspection for Construction Site Control on Hillslope Projects
- C.16.5.c Trash Load Reductions - Identification of Private Drainages >10,000 ft²
- C.16.5.f Diazinon and Chlorpyrifos Controls
- C.16.5.g Methylmercury Monitoring
- C.16.5.h Delta Mercury Control Program
- C.16.5.h(2) Enhanced Municipal Management Practices to Reduce Sediment Discharges
- C.16.5.h(3) Public Education and Risk Reduction

C.16.5.a.ii.(3) ► Green Infrastructure Plan

Did your agency complete a Green Infrastructure Plan?	<input checked="" type="checkbox"/>	Yes	<input type="checkbox"/>	No
If No, provide a schedule for completion:				

C.16.5.a.ii.(4) ► Legal Mechanisms

Does your agency have legal mechanisms in place to ensure the implementation of the Green Infrastructure Plan?	<input checked="" type="checkbox"/>	Yes, see attached documentation	<input type="checkbox"/>	No
If Yes, describe the legal mechanisms in place and the documents attached. Brentwood Municipal Code 14.20 Stormwater Management & Control.				
If No, provide a schedule for completion:				

C.16.5.b ▶ Inspections for Construction Site Control on Hillslope Projects

Did your agency complete Permit Provision C.16.5.b.ii.(2)?	<input checked="" type="checkbox"/>	Yes	<input type="checkbox"/> No
If No, provide an explanation and estimated completion date:			

C.16.5.c.ii.(4) ▶ Trash Load Reductions - Identification of Private Drainages >10,000 ft²

Did your agency complete Permit Provision C.10.a.ii.b?	<input checked="" type="checkbox"/>	Yes	<input type="checkbox"/> No
If No, provide an explanation and estimated completion date:			
Description of the process used to identify applicable areas and their trash control status: These areas are private, meet the greater than 10,000 ft ² area requirement, and are not currently located in a full trash capture area.			

C.16.5.f ▶ Diazinon and Chlorpyrifos Controls
C.16.5.g ▶ Methylmercury Monitoring
C.16.5.h ▶ Delta Mercury Control Program

Please refer to Section C.16 of the Countywide Program's FY 20-21 Annual Report.

C.16.5.h(2) ▶ Enhanced Municipal Management Practices to Reduce Sediment Discharges

Frequent street sweeping - City streets are swept once every two weeks. Schedule for each street can be checked on City website:
<https://brentwoodca.gov/gov/pw/streets/sweeping.asp>

C.16.5.h(3) ▶ Public Education and Risk Reduction

Please refer to Section C.16 of the Countywide Program's FY 20-21 Annual Report.

Attachment C.4.b.iii.(1) ► Potential Facilities List

Business Name	Business Address	Bus City, State	Phone number	Business type	Inspected FY 19/20	Grease Interceptor
1st Stop Wheels	7935 BRENTWOOD BLVD	BRENTWOOD, CA 94513-1003	(925) 634-4281	AUTOMOTIVE REPAIR AND/OR TOWING		
A & E Smog Test Only	415 BEATRICE CT STE. E	BRENTWOOD, CA 94513-7339	(925) 516-8654	AUTOMOTIVE REPAIR AND/OR TOWING		
A 1 Transmission Service Of Brentwood Inc.	150 MIDDLEFIELD CT STE D	BRENTWOOD, CA 94513-4027	(925) 516-7216	AUTOMOTIVE REPAIR AND/OR TOWING		
A&A Motors	9010 BRENTWOOD BLVD H	BRENTWOOD, CA 94513-4047	(916) 413-6263	AUTOMOTIVE REPAIR AND/OR TOWING		
America's Tire Co	5551 LONE TREE WAY	BRENTWOOD, CA 94513-5316	(925) 516-1979	AUTOMOTIVE REPAIR AND/OR TOWING		
Auto Import Service	150 MIDDLEFIELD CT #C	BRENTWOOD, CA 94513-4087	(925) 240-0110	AUTOMOTIVE REPAIR AND/OR TOWING		
Bay Area Kustoms Tint	7911 BRENTWOOD BLVD	BRENTWOOD, CA 94513-1003	(925) 752-0715	AUTOMOTIVE REPAIR AND/OR TOWING		
Bay City Auto Care Inc DbA: Speedee & Midas	7377 BRENTWOOD BLVD	BRENTWOOD, CA 94513-2027	(209) 505-2851	AUTOMOTIVE REPAIR AND/OR TOWING		
Bermudez's Auto Service & Repair	415 BEATRICE CT STE.F	BRENTWOOD, CA 94513-7339	(925) 240-5466	AUTOMOTIVE REPAIR AND/OR TOWING		
Brentwood & Oakley Muffler & Auto Repair Inc	8362 BRENTWOOD BLVD	BRENTWOOD, CA 94513-1347	(925) 634-2200	AUTOMOTIVE REPAIR AND/OR TOWING		
Brentwood Auto Service, Inc.	427 OAK ST	BRENTWOOD, CA 94513-1361	(925) 634-7697	AUTOMOTIVE REPAIR AND/OR TOWING		
Brentwood Auto Upholstery	44 SYCAMORE AVE Ste C	BRENTWOOD, CA 94513-5126	(925) 308-7386	AUTOMOTIVE REPAIR AND/OR TOWING		
Brentwood Golf Cart Service & Repair	3877 WALNUT BLVD STE E	BRENTWOOD, CA 94513-1294	(925) 766-9713	AUTOMOTIVE REPAIR AND/OR TOWING		
Brentwood Pro Exhaust & Auto Repair	305 TOWN CENTRE TER STE K & J	BRENTWOOD, CA 94513-2226	(925) 513-2886	AUTOMOTIVE REPAIR AND/OR TOWING		
Brentwood Smog Express	8040 BRENTWOOD BLVD #C	BRENTWOOD, CA 94513-1188	(925) 516-6488	AUTOMOTIVE REPAIR AND/OR TOWING		
Brentwood Tire Company	7885 BRENTWOOD BLVD	BRENTWOOD, CA 94513-1056	(925) 516-8700	AUTOMOTIVE REPAIR AND/OR TOWING		
Brentwood Transmission And Auto Care	305 CENTRAL TER STE A	BRENTWOOD, CA 94513-2231	(925) 634-1615	AUTOMOTIVE REPAIR AND/OR TOWING		
Brother Auto Enterprises Inc	560 VALDRY CT STE B-6B	BRENTWOOD, CA 94513-4097	(650) 353-4288	AUTOMOTIVE REPAIR AND/OR TOWING		
Caliber Collision Centers	600 HARVEST PARK DR	BRENTWOOD, CA 94513-4005	(469) 948-9500	AUTOMOTIVE REPAIR AND/OR TOWING		
Caseys Auto Body Shop	4515 O OHARA AVE	BRENTWOOD, CA 94513-2206	(925) 634-2211	AUTOMOTIVE REPAIR AND/OR TOWING		
Caw Investments Inc DbA Brake Stop Auto Service	570 VALDRY CT C1	BRENTWOOD, CA 94513-4053	(925) 634-3001	AUTOMOTIVE REPAIR AND/OR TOWING		
Champion Spray Systems Inc	420 BEATRICE CT STE G-7	BRENTWOOD, CA 94513-7369	(925) 473-0704	AUTOMOTIVE REPAIR AND/OR TOWING		
Cooks Collision, An Abra Company	600 HARVEST PARK DR	BRENTWOOD, CA 94513-4005	(925) 516-1969	AUTOMOTIVE REPAIR AND/OR TOWING		
Dallas Shanks & Sons Auto Service	40 SYCAMORE AVE	BRENTWOOD, CA 94513-1124	(925) 634-9213	AUTOMOTIVE REPAIR AND/OR TOWING		
David V De La Rosa Jr	478 SUMMER RED WAY	Brentwood, CA 94513-6445	(925) 732-6900	AUTOMOTIVE REPAIR AND/OR TOWING		
Delta Automotive	570 VALDRY CT #C-1	BRENTWOOD, CA 94513-4098	(925) 413-3646	AUTOMOTIVE REPAIR AND/OR TOWING		
Drag-On Performance	6750 BRENTWOOD BLVD	BRENTWOOD, CA 94513-2120	(925) 822-3996	AUTOMOTIVE REPAIR AND/OR TOWING		
East Bay Muscle Cars LLC	560 VALDRY CT STE B-4	BRENTWOOD, CA 94513-4043	(925) 516-2277	AUTOMOTIVE REPAIR AND/OR TOWING		
Extreme Motorsports	8445 BRENTWOOD BLVD STE A	BRENTWOOD, CA 94513-1376	(925) 634-3222	AUTOMOTIVE REPAIR AND/OR TOWING		
Firestone Complete Auto Care 3593	6836 LONE TREE WAY	BRENTWOOD, CA 94513-5312	(916) 726-7105	AUTOMOTIVE REPAIR AND/OR TOWING		
Fister Design, LLC DbA Fd Motorsports	150 MIDDLEFIELD CT STE G	BRENTWOOD, CA 94513-4087	(925) 308-4370	AUTOMOTIVE REPAIR AND/OR TOWING		
Geno's Autobody	2160 ELKINS WAY #C	BRENTWOOD, CA 94513-7370	(925) 706-2143	AUTOMOTIVE REPAIR AND/OR TOWING		
Horizon Smog	205 OAK ST	BRENTWOOD, CA 94513-1336	(925) 308-7600	AUTOMOTIVE REPAIR AND/OR TOWING		
Immaculate Reflections	570 VALDRY CT STE C5	BRENTWOOD, CA 94513-4098	(925) 354-7653	AUTOMOTIVE REPAIR AND/OR TOWING		
J J Auto Repair	6300 BRENTWOOD BLVD A	BRENTWOOD, CA 94513-5732	(925) 513-5927	AUTOMOTIVE REPAIR AND/OR TOWING		
Keep It New Auto Service	560 HARVEST PARK DR STE C	BRENTWOOD, CA 94513-4058	(925) 626-7960	AUTOMOTIVE REPAIR AND/OR TOWING		
Kendall Automotive	9010 BRENTWOOD BLVD STE A	BRENTWOOD, CA 94513-4046	(925) 516-0417	AUTOMOTIVE REPAIR AND/OR TOWING		
Les Schwab Tire Center (#650)	6361 LONE TREE WAY	BRENTWOOD, CA 94513-5313	(925) 513-3432	AUTOMOTIVE REPAIR AND/OR TOWING		
Mashore Auto Body & Paint	44 SYCAMORE AVE #A	BRENTWOOD, CA 94513-5188	(925) 516-1930	AUTOMOTIVE REPAIR AND/OR TOWING		
Mauricio's Auto Shop	8570 BRENTWOOD BLVD # A	BRENTWOOD, CA 94513-1654	(925) 634-5100	AUTOMOTIVE REPAIR AND/OR TOWING		
Michaels Custom Restoration & Body Shop Inc	8570 BRENTWOOD BLVD	BRENTWOOD, CA 94513-1654	(925) 513-7956	AUTOMOTIVE REPAIR AND/OR TOWING		
Micon Automotive Inc.	305 CENTRAL TER B	BRENTWOOD, CA 94513-2231	(925) 516-9801	AUTOMOTIVE REPAIR AND/OR TOWING		
Mike Rose's Auto Body Inc	4535 OHARA AVE	BRENTWOOD, CA 94513-2206	(925) 634-6366	AUTOMOTIVE REPAIR AND/OR TOWING		
Monkey Wrenches Inc.	8130 BRENTWOOD BLVD	BRENTWOOD, CA 94513-1187	(925) 634-4145	AUTOMOTIVE REPAIR AND/OR TOWING		
Oakley Muffler & Brakes (#2)	8445-C BRENTWOOD BLVD STE C	BRENTWOOD, CA 94513-1376	(925) 634-5661	AUTOMOTIVE REPAIR AND/OR TOWING		
One Stop Auto Service	6655 BRENTWOOD BLVD	BRENTWOOD, CA 94513-2173	(925) 634-1757	AUTOMOTIVE REPAIR AND/OR TOWING		
Parkway Center	8150 BRENTWOOD BLVD	BRENTWOOD, CA 94513-1122	(925) 634-4176	AUTOMOTIVE REPAIR AND/OR TOWING		
Pizzagoni Family, Inc.	6877 BRENTWOOD BLVD	BRENTWOOD, CA 94513-2121	(925) 634-1444	AUTOMOTIVE REPAIR AND/OR TOWING		
Seductive Sounds	6181 BRENTWOOD BLVD	BRENTWOOD, CA 94513	(925) 679-4822	AUTOMOTIVE REPAIR AND/OR TOWING		
Templer's Autobody Towing	630 SUNSET RD	BRENTWOOD, CA 94513	(925) 754-4477	AUTOMOTIVE REPAIR AND/OR TOWING		
The Auto Doctor	8040 BRENTWOOD BLVD B	BRENTWOOD, CA 94513-1188	(925) 634-1932	AUTOMOTIVE REPAIR AND/OR TOWING		
The Brake Busters	560 VALDRY CT STE B2	BRENTWOOD, CA 94513-4097	(925) 420-5578	AUTOMOTIVE REPAIR AND/OR TOWING		
Tompkins & Sons, Inc.	6240 BRENTWOOD BLVD	BRENTWOOD, CA 94513-5715	(925) 634-1188	AUTOMOTIVE REPAIR AND/OR TOWING		
Toro's Auto Body Shop	7901 LONE TREE WAY	BRENTWOOD, CA 94513-2383	(925) 516-1284	AUTOMOTIVE REPAIR AND/OR TOWING		
Traditions Rod And Custom LLC	420 BEATRICE CT STE A	BRENTWOOD, CA 94513-7369	(925) 679-7702	AUTOMOTIVE REPAIR AND/OR TOWING		
United Auto Enterprises Inc	560 VALDRY CT STEB-6A	BRENTWOOD, CA 94513-4097	(650) 353-4288	AUTOMOTIVE REPAIR AND/OR TOWING		
Pena Dismantler #2	6337 BRENTWOOD BLVD	BRENTWOOD, CA 94513-5718	(925) 418-4029	AUTOMOTIVE REPAIR AND/OR TOWING	X	
664 Tires & Wheels	6330 BRENTWOOD BLVD	BRENTWOOD, CA 94513-5717	(925) 350-2197	AUTOMOTIVE SUPPLY STORE		
Arbab Auto Dealer LLC	6181 BRENTWOOD BLVD	BRENTWOOD, CA 94513	(303) 901-4873	AUTOMOTIVE SUPPLY STORE		
Autozone #4136	7609 BRENTWOOD BLVD	BRENTWOOD, CA 94513-2032	(925) 634-1585	AUTOMOTIVE SUPPLY STORE		
Big Bay Wraps	420 BEATRICE CT STE G5	BRENTWOOD, CA 94513-7369	(925) 331-0417	AUTOMOTIVE SUPPLY STORE		
Big O Tires #5081	8040 BRENTWOOD BLVD	BRENTWOOD, CA 94513-1188	(925) 634-4344	AUTOMOTIVE SUPPLY STORE		
Brentwood Auto Parts	7881 BRENTWOOD BLVD	BRENTWOOD, CA 94513-1056	(925) 634-1818	AUTOMOTIVE SUPPLY STORE		
Mobile Solutions	9040 BRENTWOOD BLVD SUITE D	BRENTWOOD, CA 94513-4052	(925) 243-9901	AUTOMOTIVE SUPPLY STORE		
O'Reilly Auto Enterprises LLC DbA	8600 BRENTWOOD BLVD	BRENTWOOD, CA 94513-5656	(417) 862-2674 x4683	AUTOMOTIVE SUPPLY STORE		
O'Reilly Auto Parts #3631	6720 LONE TREE WAY	BRENTWOOD, CA 94513-5300	(925) 634-1899	AUTOMOTIVE SUPPLY STORE		
S F B Motors, Inc.	8010 BRENTWOOD BLVD #C	BRENTWOOD, CA 94513-1120	(925) 513-5385	AUTOMOTIVE SUPPLY STORE		
S T M Automotive, Inc. (DbA: S. P. Automotive)	8130 BRENTWOOD BLVD	BRENTWOOD, CA 94513-1187	(925) 372-4894	AUTOMOTIVE SUPPLY STORE		
Sb Tires Corp	6181 BRENTWOOD BLVD	BRENTWOOD, CA 94513	(916) 294-5622	AUTOMOTIVE SUPPLY STORE		
Tintix	2160 ELKINS WAY STE B	BRENTWOOD, CA 94513-7370	(925) 261-7111	AUTOMOTIVE SUPPLY STORE		
Tri City Express Lube	6935 LONE TREE WAY	BRENTWOOD, CA 94513-5403	(925) 513-7028	AUTOMOTIVE SUPPLY STORE		
Vintage Trans & Gear	560 VALDRY CT #B7	BRENTWOOD, CA 94513-4097	(925) 513-4095	AUTOMOTIVE SUPPLY STORE		
Azucar Dulceria	7860 BRENTWOOD BLVD	BRENTWOOD, CA 94513-1039	(925) 752-3862	CONFECTIONERY STORE		

Rocky Mountain Chocolate Factory	2485 SAND CREEK RD #136	BRENTWOOD, CA 94513-7179	(925) 726-9315	CONFECTIONERY STORE	X
Sees Candies, Inc. Ca021	2530 SAND CREEK RD SP.B-03	BRENTWOOD, CA 94513-5685	(650) 583-7307	CONFECTIONERY STORE	
Barchiel Skin Care Studio	5541 LONE TREE WAY #150	BRENTWOOD, CA 94513-5363	(925) 567-6964	DAY SPA	
Betsy Strain	3850 BALFOUR RD STE#208	BRENTWOOD, CA 94513-1663	(925) 765-9999	DAY SPA	
Hush Waxing And Skin Care By Chelsea	1280 CENTRAL BLVD	BRENTWOOD, CA 94513-2298	(925) 565-8729	DAY SPA	
Planet Beach Tanning Spa	4530 BALFOUR RD STE A	BRENTWOOD, CA 94513-1507	(209) 613-7278	DAY SPA	
Revive Salon & Spa Inc	8900 BRENTWOOD BLVD STE A	BRENTWOOD, CA 94513-4031	(209) 612-5997	DAY SPA	
Trina Angeles / Salon Vitor	6061 LONE TREE WAY STE I	BRENTWOOD, CA 94513-5262	(925) 525-4003	DAY SPA	
Ackerman Towson Dentistry	100 CORTONA WAY STE 200	BRENTWOOD, CA 94513-7159	(925) 684-7722	DENTAL	
Alameda Pediatric Dentistry	2400 BALFOUR RD STE 309	BRENTWOOD, CA 94513-4909	(510) 521-5437	DENTAL	
Antioch Brentwood Pediatric Dentistry	1140 2ND ST	BRENTWOOD, CA 94513-2296	(925) 634-9449	DENTAL	
Apollo Dental Care	4530 BALFOUR RD STE. C	BRENTWOOD, CA 94513-1507	(925) 634-5061	DENTAL	
Bonnie K Hillman D D S	2400 BALFOUR RD STE 309	BRENTWOOD, CA 94513-4955	(925) 516-4107	DENTAL	
Brentcourt Dental Group	1140 2ND ST STE A	BRENTWOOD, CA 94513-2223	(925) 634-3503	DENTAL	
Brentwood Dental Center	5611 LONE TREE WAY STE 140	BRENTWOOD, CA 94513-5317	(925) 634-9594	DENTAL	
Brentwood Family Dental	4411 BALFOUR RD STE C	BRENTWOOD, CA 94513-1526	(925) 240-1380	DENTAL	
Brentwood Smiles/Brentwood Smiles Dental Group	6660 LONE TREE WAY #7	BRENTWOOD, CA 94513-5370	(714) 845-8664	DENTAL	
Delta Bay Dental Group	2201 BALFOUR RD STE. D	BRENTWOOD, CA 94513-4927	(925) 516-8886	DENTAL	
Dental Concepts	383 MADERA ST	BRENTWOOD, CA 94513-6328	(925) 516-0108	DENTAL	
Diablo Dental Arts Inc	1240 CENTRAL BLVD STE A1	BRENTWOOD, CA 94513-2286	(925) 684-7350	DENTAL	
Diablo Orthodontic Specialists	2400 BALFOUR RD STE.315	BRENTWOOD, CA 94513-4950	(925) 634-9794	DENTAL	
Diablo View Endodontics	1140 2ND ST STE B	BRENTWOOD, CA 94513-2296	(925) 240-8111	DENTAL	
Dikran Deragopian D M D, M D Inc	4411 BALFOUR RD STE B	BRENTWOOD, CA 94513-1526	(925) 513-0100	DENTAL	
Dr. Valora C. Legaspi D.D.S. Inc.	2400 BALFOUR RD STE.301	BRENTWOOD, CA 94513-4955	(925) 240-5808	DENTAL	
Emily Tung, D D S And Michael Molosky D D S Inc	6440 BRENTWOOD BLVD STE B	BRENTWOOD, CA 94513-5789	(925) 634-3501	DENTAL	
Fairview Dental	3181 BALFOUR RD STE T	BRENTWOOD, CA 94513-2894	(925) 240-7253	DENTAL	
Gentle Dental - Brentwood	3150 BALFOUR RD STE C	BRENTWOOD, CA 94513-5520	(925) 292-4065	DENTAL	
George T Erbez, D D S, A P D,Inc	100 CORTONA WAY ST 270	BRENTWOOD, CA 94513-7161	(925) 684-7800	DENTAL	
Gulshan Kumar Dds, Inc. DbA Marsh Creek Dental	7760 BRENTWOOD BLVD STE A	BRENTWOOD, CA 94513-1062	(925) 516-2988	DENTAL	
Hann Orthodontics	100 CORTONA WAY STE 250	BRENTWOOD, CA 94513-7160	(925) 240-2070	DENTAL	
Hercules Dental Care In Brentwood	3120 BALFOUR RD STE D	BRENTWOOD, CA 94513-5514	(925) 634-4040	DENTAL	
Horizon College Family Dental Care	141 SAND CREEK RD STE G	BRENTWOOD, CA 94513-7346	(925) 634-4200	DENTAL	
Jesse M Fa Dds Inc	2201 BALFOUR RD E	BRENTWOOD, CA 94513-4927	(925) 308-7908	DENTAL	
John I. Esterkyn D. D. S., M S	1145 2ND ST	BRENTWOOD, CA 94513-2292	(925) 513-9320	DENTAL	
Lawrence Leong D D S	6061 LONE TREE WAY STE F	BRENTWOOD, CA 94513-5262	(925) 626-7608	DENTAL	
Lone Tree Dental Group	5421 LONE TREE WAY STE 110	BRENTWOOD, CA 94513-5334	(925) 605-9393	DENTAL	
Parkway Dental Care	2221 BALFOUR RD STE C	BRENTWOOD, CA 94513-4932	(925) 240-7071	DENTAL	
Platinum Smiles Family Dentistry	4510 OHARA AVE #C	BRENTWOOD, CA 94513-2293	(925) 634-9118	DENTAL	
Rayani Dental Corporation DbA Balfour Dental	100 CORTONA WAY STE 100	BRENTWOOD, CA 94513-7158	(925) 634-9901	DENTAL	
Rigo Martin D.D.S.	100 CORTONA WAY STE 260	BRENTWOOD, CA 94513-7112	(925) 420-6850	DENTAL	
Robert J Freitas II Dds	1145 2ND ST G	BRENTWOOD, CA 94513-2217	(925) 634-1230	DENTAL	
Robert Sheffield D D S, Inc	1140 2ND ST C	BRENTWOOD, CA 94513-2223	(925) 634-4446	DENTAL	
Sunny Castro Dental D D S Inc	141 SAND CREEK RD STE A	BRENTWOOD, CA 94513-7346	(925) 240-8843	DENTAL	
Town Centre Dental	1155 2ND ST STE B	BRENTWOOD, CA 94513-2285	(925) 516-8793	DENTAL	
Trieu Ton Dental P C, DbA Arbor Dental	6471 LONE TREE WAY STE 301	BRENTWOOD, CA 94513-5265	(925) 453-2333	DENTAL	
Trieu Ton Dental Pc DbA Arbor Dental	6471 LONE TREE WAY STE 301	BRENTWOOD, CA 94513-5265	(530) 574-3396	DENTAL	
Key Dental Lab, Inc.	6440 BRENTWOOD BLVD STE C	BRENTWOOD, CA 94513-5789	(925) 634-1432	DENTAL	
15th St Beach L L C DbA Beach Hut Deli	2540 SAND CREEK RD STE A-5	BRENTWOOD, CA 94513-7066	(925) 634-5600	EATING & DRINKING PLACES	X
311 Oak Street Pub	311 OAK ST	BRENTWOOD, CA 94513-1338	(209) 649-7806	EATING & DRINKING PLACES	
A F C Sushi @ Safeway #2621	3110 BALFOUR RD	BRENTWOOD, CA 94513-5500	(925) 626-6020	EATING & DRINKING PLACES	
A F C Sushi/Tik Tok Wok @ Raley's #336	2400 SAND CREEK RD	BRENTWOOD, CA 94513-7058	(925) 513-9400	EATING & DRINKING PLACES	
Akkam, Inc DbA Jack In The Box #4399	3191 BALFOUR RD	BRENTWOOD, CA 94513-2962	(925) 240-7480	EATING & DRINKING PLACES	X
Ameci Pizza Kitchen	4550 BALFOUR RD STE E	BRENTWOOD, CA 94513-1582	(925) 240-0000	EATING & DRINKING PLACES	
Attraversiamo Inc	2485 SAND CREEK RD #140	BRENTWOOD, CA 94513-7179	(925) 354-5469	EATING & DRINKING PLACES	
B J'S Restaurant & Brewhouse	2365 SAND CREEK RD	BRENTWOOD, CA 94513-7173	(925) 809-1950	EATING & DRINKING PLACES	
Bagel Street Cafe	3181 BALFOUR RD #A	BRENTWOOD, CA 94513-2894	(925) 513-1972	EATING & DRINKING PLACES	
Banh Mi Express	5421 LONE TREE WAY #102	BRENTWOOD, CA 94513-5334	(925) 626-7864	EATING & DRINKING PLACES	X
Big House Beans	1155 2ND ST UNIT A	BRENTWOOD, CA 94513-2285	(925) 339-8155	EATING & DRINKING PLACES	
Bin & Jay Sushi Inc	6700 LONE TREE WAY	BRENTWOOD, CA 94513-5300	(925) 329-1663	EATING & DRINKING PLACES	
Black Angus Steakhouse, LLC	2355 SAND CREEK RD	BRENTWOOD, CA 94513-7173	(925) 516-5533	EATING & DRINKING PLACES	
Blazin Wings Inc DbA Buffalo Wild Wings	6051 LONE TREE WAY	BRENTWOOD, CA 94513-5382	(952) 593-9943	EATING & DRINKING PLACES	
Bluefin Sushi/H2O Investment Inc	5401 LONE TREE WAY #130	BRENTWOOD, CA 94513-5325	(925) 513-8808	EATING & DRINKING PLACES	X
Brentwood Cafe	8500 BRENTWOOD BLVD	BRENTWOOD, CA 94513-1618	(925) 634-6503	EATING & DRINKING PLACES	
Brentwood Chicago's Pizza	6700 BRENTWOOD BLVD	BRENTWOOD, CA 94513-5725	(925) 516-7600	EATING & DRINKING PLACES	
Brentwood Craft Beer And Cider	234 OAK ST A	BRENTWOOD, CA 94513-1334	(925) 367-7374	EATING & DRINKING PLACES	
Brentwood Fine Meats	3877 WALNUT BLVD UNIT A	BRENTWOOD, CA 94513-1294	(925) 513-0595	EATING & DRINKING PLACES	X
Brentwood Star LLC	6291 LONE TREE WAY	BRENTWOOD, CA 94513-5255	(925) 292-1024 x302	EATING & DRINKING PLACES	X
Brentwood Yogurtland	5411 LONE TREE WAY #130	BRENTWOOD, CA 94513-5351	(925) 354-6174	EATING & DRINKING PLACES	
Brocca Inc DbA Wingstop	6471 LONE TREE WAY #303	BRENTWOOD, CA 94513-5265	(925) 240-9495	EATING & DRINKING PLACES	
Brooks And Teo, LLC	613 1ST ST SUITE 107	BRENTWOOD, CA 94513-1316	(510) 932-7224	EATING & DRINKING PLACES	
Buison Aladinos Pizza	4411 BALFOUR RD STE A	BRENTWOOD, CA 94513-1526	(925) 240-6363	EATING & DRINKING PLACES	
Burger King	1105 2ND ST	BRENTWOOD, CA 94513-2211	(925) 989-1195	EATING & DRINKING PLACES	X
Cafe Manila	7351 BRENTWOOD BLVD STE B	BRENTWOOD, CA 94513-7313	(650) 722-4857	EATING & DRINKING PLACES	
Caps Oak Street Bar & Grill	144 OAK ST	BRENTWOOD, CA 94513-1335	(925) 634-1025	EATING & DRINKING PLACES	
Chaman Kabob Restaurant	5611 LONE TREE	BRENTWOOD, CA 94513	(925) 222-7936	EATING & DRINKING PLACES	X
Chapala Mexican Restaurant	3850 BALFOUR RD STE Q	BRENTWOOD, CA 94513-1663	(925) 513-3620	EATING & DRINKING PLACES	

Charley's Grilled Sub Db	6660 LONE TREE WAY SUITE 1	BRENTWOOD, CA 94513-5310	(925) 305-7837	EATING & DRINKING PLACES	
Chen Restaurant	8065 BRENTWOOD BLVD STE 9	BRENTWOOD, CA 94513-1169	(925) 634-8062	EATING & DRINKING PLACES	
Chef Shawndee	35 OAK ST	BRENTWOOD, CA 94513-1300	(925) 325-5867	EATING & DRINKING PLACES	
Chianti's	3101 BALFOUR RD STE F	BRENTWOOD, CA 94513-2998	(925) 516-1500	EATING & DRINKING PLACES	
Chill Tea And Coffee LLC	60 EAGLE ROCK WAY STE A	BRENTWOOD, CA 94513-4943	(510) 909-7025	EATING & DRINKING PLACES	
China Garden Restaurant	8610 BRENTWOOD BLVD STE G	BRENTWOOD, CA 94513-5686	(925) 513-8871	EATING & DRINKING PLACES	X
Chipotle Mexican Grill	5401 LONE TREE WAY STE 100	BRENTWOOD, CA 94513-5361	(303) 595-4000	EATING & DRINKING PLACES	X
Chuck E. Cheese's	6061 LONE TREE WAY SUITE A	BRENTWOOD, CA 94513-5262	(972) 258-5481	EATING & DRINKING PLACES	
Cielo Mar Tierra	7876 BRENTWOOD BLVD	BRENTWOOD, CA 94513-1039	(925) 499-8871	EATING & DRINKING PLACES	
Coffee House Holdings Db	2375 SAND CREEK RD STE 100	BRENTWOOD, CA 94513	(925) 308-7589	EATING & DRINKING PLACES	
Cool Spot	390 W COUNTRY CLUB DR STE B	BRENTWOOD, CA 94513-4228	(925) 626-7142	EATING & DRINKING PLACES	
Cre Asian Wok & Roll	2505 SAND CREEK RD	BRENTWOOD, CA 94513-7183	(925) 576-9999	EATING & DRINKING PLACES	X
Creasian Flavours Of Vietnam	5611 LONE TREE WAY STE 100	BRENTWOOD, CA 94513-5317	(925) 516-8880	EATING & DRINKING PLACES	X
Dad's Cafe	1135 2ND ST STE A	BRENTWOOD, CA 94513-2245	(925) 628-7580	EATING & DRINKING PLACES	
Delhi Rasoi, Inc.	1266 PICADILLY LN	BRENTWOOD, CA 94513-5157	(925) 513-7575	EATING & DRINKING PLACES	
Designer Dogs	6630 BRENTWOOD BLVD	BRENTWOOD, CA 94513-2119	(925) 516-9906	EATING & DRINKING PLACES	
Diggers Diner	2261 BALFOUR RD STE F	BRENTWOOD, CA 94513-4946	(925) 240-8958	EATING & DRINKING PLACES	
Dino's Sandwich Shop	729 1ST ST C	BRENTWOOD, CA 94513-1303	(925) 684-7248	EATING & DRINKING PLACES	
Ditoo Inc Db	2375 SAND CREEK RD STE#102	BRENTWOOD, CA 94513-7173	(925) 666-8748	EATING & DRINKING PLACES	
Dmpc, Inc. Db	301 OAK ST	BRENTWOOD, CA 94513-1338	(925) 634-5192	EATING & DRINKING PLACES	
Dore' Bakery Inc	2523 SAND CREEK RD STE 120	BRENTWOOD, CA 94513-7185	(925) 978-6121	EATING & DRINKING PLACES	
E Tea	3860 BALFOUR RD #A	BRENTWOOD, CA 94513-1667	(415) 710-9422	EATING & DRINKING PLACES	
Eastbay Equities Inc.	6021 LONE TREE WAY	BRENTWOOD, CA 94513-5382	(925) 603-7742	EATING & DRINKING PLACES	X
El Camino Restaurant	6611 BRENTWOOD BLVD	BRENTWOOD, CA 94513-2173	(925) 634-4011	EATING & DRINKING PLACES	
El Gallito Drive In	8540 BRENTWOOD BLVD	BRENTWOOD, CA 94513-1618	(925) 634-4992	EATING & DRINKING PLACES	
El Gallito Drive In	8540 BRENTWOOD BLVD	BRENTWOOD, CA 94513-1618	(925) 634-4992	EATING & DRINKING PLACES	
El Mercadito De Brentwood	8335 BRENTWOOD BLVD STE C	BRENTWOOD, CA 94513-5187	(925) 437-4932	EATING & DRINKING PLACES	
Enishi Kitchen	4441 BALFOUR RD STE A	BRENTWOOD, CA 94513-1557	(925) 240-1358	EATING & DRINKING PLACES	
Extreme Pizza	3120 BALFOUR RD #F	BRENTWOOD, CA 94513-5513	(925) 513-3001	EATING & DRINKING PLACES	
Yummy House LLC	2300 SAND CREEK RD Ste G1	BRENTWOOD, CA 94513-7057	(925) 420-6456	EATING & DRINKING PLACES	X
Golden Gate Bell L L C	7814 BRENTWOOD BLVD	BRENTWOOD, CA 94513-1039	(925) 621-2600	EATING & DRINKING PLACES	X
Growe, Inc Db	2530 SAND CREEK RD B-2	BRENTWOOD, CA 94513-7065	(925) 513-6600	EATING & DRINKING PLACES	
Gvc Restaurants LLC	2500 SAND CREEK RD STE B	BRENTWOOD, CA 94513-7059	(408) 785-0543	EATING & DRINKING PLACES	
Huang Inc #259	6371 LONE TREE WAY	BRENTWOOD, CA 94513-5313	(801) 313-8000	EATING & DRINKING PLACES	
Hurst Family Froyo	5000 BALFOUR RD	BRENTWOOD, CA 94513-4001	(707) 292-8696	EATING & DRINKING PLACES	
Imperiale Beer Cafe LLC	609 1ST ST #B	BRENTWOOD, CA 94513-1322	(925) 584-5647	EATING & DRINKING PLACES	
In - N - Out Burger #189	5581 LONE TREE WAY #189	BRENTWOOD, CA 94513-5316		EATING & DRINKING PLACES	X
Iyogurt	6560 LONE TREE WAY #B	BRENTWOOD, CA 94513-5264	(925) 513-3888	EATING & DRINKING PLACES	
Jalisco's Restaurant	8335 BRENTWOOD BLVD	BRENTWOOD, CA 94513-5187	(925) 240-6105	EATING & DRINKING PLACES	
Joel Vega Db	41 SAND CREEK RD	BRENTWOOD, CA 94513-7321	(925) 784-2706	EATING & DRINKING PLACES	
John's Ice Cream	6660 LONE TREE WAY #2	BRENTWOOD, CA 94513-5370	(925) 524-9002	EATING & DRINKING PLACES	
Josh Mesa LLC Db	2505 SAND CREEK RD #112	BRENTWOOD, CA 94513-7183	(925) 308-4874	EATING & DRINKING PLACES	X
Kathmandu Bombay Clay Pit	3130 BALFOUR RD STE E	BRENTWOOD, CA 94513-5516	(925) 240-1466	EATING & DRINKING PLACES	X
Kinder's Meats, Deli, B.B.Q	5411 LONE TREE WAY STE.110	BRENTWOOD, CA 94513-5356	(925) 308-7997	EATING & DRINKING PLACES	
Kyuzou	3101 BALFOUR RD STE A	BRENTWOOD, CA 94513-2998	(925) 516-5888	EATING & DRINKING PLACES	
L P H Ventures Db	5601 LONE TREE WAY STE 130	BRENTWOOD, CA 94513-5307	(415) 302-2537	EATING & DRINKING PLACES	
La Costa Taqueria	335 OAK ST	BRENTWOOD, CA 94513-1331	(925) 240-5299	EATING & DRINKING PLACES	X
La Fuente Mexican Resturant	642 1ST ST #3	BRENTWOOD, CA 94513-1309	(925) 516-2233	EATING & DRINKING PLACES	
La Hacienda Grill	71 SAND CREEK RD A	BRENTWOOD, CA 94513-2002	(925) 626-5698	EATING & DRINKING PLACES	
Little Caesars Pizza	3940 WALNUT BLVD	BRENTWOOD, CA 94513-2416	(925) 634-1500	EATING & DRINKING PLACES	
Lone Tree Buffet	6281 LONE TREE WAY	BRENTWOOD, CA 94513-5255	(925) 516-9858	EATING & DRINKING PLACES	X
Lone Tree Drive In	8383 LONE TREE WAY	BRENTWOOD, CA 94513-2185	(952) 634-4629	EATING & DRINKING PLACES	X
M J's Downtown	655 1ST ST	BRENTWOOD, CA 94513-1322	(925) 766-0107	EATING & DRINKING PLACES	
M. Balfour Inc. Db	2351 BALFOUR RD	BRENTWOOD, CA 94513-4937	(925) 277-0563	EATING & DRINKING PLACES	
Mc Donald's	50 SAND CREEK RD STE 40	BRENTWOOD, CA 94513-2092	(415) 412-7698	EATING & DRINKING PLACES	
Mabusay Habon LLC	5601 LONE TREE WAY STE 150	BRENTWOOD, CA 94513-5307	(925) 308-7762	EATING & DRINKING PLACES	X
Mariscos Acuario Seafood And Grill Inc	7455 BRENTWOOD BLVD	BRENTWOOD, CA 94513-2026	(925) 634-4414	EATING & DRINKING PLACES	
Mc Donald's	2261 BALFOUR RD STE C	BRENTWOOD, CA 94513-4946	(925) 240-5600	EATING & DRINKING PLACES	
Mi Jaliscos Taqueria	380 W COUNTRY CLUB DR #J,K,L	BRENTWOOD, CA 94513-4235	(925) 726-6669	EATING & DRINKING PLACES	
Misaka Sushi Ramen Bar	5411 LONE TREE WAY STE 100	BRENTWOOD, CA 94513-5356	(925) 626-2020	EATING & DRINKING PLACES	X
Mod Super Fast Pizza (California), LLC.	1185 2ND ST SUITE M	BRENTWOOD, CA 94513-2229	(925) 784-8819	EATING & DRINKING PLACES	X
Mountain Mikes Pizza	380 W COUNTRY CLUB DR	BRENTWOOD, CA 94513-4235	(925) 513-5939	EATING & DRINKING PLACES	X
Mountain Mikes Pizza	3130 BALFOUR RD F	BRENTWOOD, CA 94513-5516	(925) 634-4102	EATING & DRINKING PLACES	
Mpsc Development Group, LLC	6560 LONE TREE WAY STE A	BRENTWOOD, CA 94513-5264	(510) 237-1952	EATING & DRINKING PLACES	X
Nations Giant Hamburgers	6061 LONE TREE WAY Ste B	BRENTWOOD, CA 94513-5262	(925) 803-9210	EATING & DRINKING PLACES	
Nothing Bundt Cakes	6580 LONE TREE WAY	BRENTWOOD, CA 94513-5257	(925) 626-3773	EATING & DRINKING PLACES	X
Orbium Inc. D B A Melo's Pizza & Pasta	3140 BALFOUR RD # A	BRENTWOOD, CA 94513-5518	(925) 513-6922	EATING & DRINKING PLACES	
Panda Express #950	5601 LONE TREE WAY #145	BRENTWOOD, CA 94513-5307	(510) 326-8082	EATING & DRINKING PLACES	
Papa Chen	1145 2ND ST	BRENTWOOD, CA 94513-2292	(925) 516-8300	EATING & DRINKING PLACES	
Papa Murphy's Pizza	5411 LONE TREE WAY STE. L-130	BRENTWOOD, CA 94513-5351	(510) 594-2100	EATING & DRINKING PLACES	
Pee'l's Operating Company Inc.	8610 BRENTWOOD BLVD H	BRENTWOOD, CA 94513-5658	(925) 634-1414	EATING & DRINKING PLACES	X
Pizza Guys #155	6270 LONETREE WAY #F	BRENTWOOD, CA 94513	(925) 626-3888	EATING & DRINKING PLACES	
Pizza Guys #162	7760 BRENTWOOD BLVD STE D	BRENTWOOD, CA 94513-1062	(925) 513-0209	EATING & DRINKING PLACES	
Port Of Subs 224	4431 BALFOUR RD E	BRENTWOOD, CA 94513-1509	(925) 634-0207	EATING & DRINKING PLACES	
Port Of Subs 262	8870 BRENTWOOD BLVD	BRENTWOOD, CA 94513-4003	(541) 941-6127	EATING & DRINKING PLACES	
Qdb Coffee Inc Db	2415 EMPIRE AVE SUITE #201	BRENTWOOD, CA 94513	(925) 418-4240	EATING & DRINKING PLACES	
Quickly Restaurant					

R.P.J. Group, Inc	2455 SAND CREEK RD STE #100	BRENTWOOD, CA 94513-7176	(925) 516-1110	EATING & DRINKING PLACES	
Ralph's Catering	71 SAND CREEK RD STE C	BRENTWOOD, CA 94513-7320	(925) 625-2307	EATING & DRINKING PLACES	
Red Robin International Inc	2385 SAND CREEK RD	BRENTWOOD, CA 94513-7173	(925) 516-9020	EATING & DRINKING PLACES	X
Roadees	761 2ND ST	BRENTWOOD, CA 94513-1352	(925) 684-7035	EATING & DRINKING PLACES	
Round Table Pizza	2540 SAND CREEK RD	BRENTWOOD, CA 94513-7091	(925) 240-8778	EATING & DRINKING PLACES	X
Rubiano's	235 OAK ST	BRENTWOOD, CA 94513-1336	(925) 634-4263	EATING & DRINKING PLACES	
Rubio's Restaurants Inc	2505 SAND CREEK RD #227	BRENTWOOD, CA 94513-7183	(760) 929-8226	EATING & DRINKING PLACES	X
S G S C Brentwood Inc DbA Sourdough And Co	2375 SAND CREEK RD UNIT 106	BRENTWOOD, CA 94513-7173	(916) 715-5344	EATING & DRINKING PLACES	
Sakura Mo Mo LLC	7760 BRENTWOOD BLVD STE E	BRENTWOOD, CA 94513-1062	(510) 219-7326	EATING & DRINKING PLACES	
Sand Creek Pub	50 SAND CREEK RD STE 30	BRENTWOOD, CA 94513-2089	(925) 367-7374	EATING & DRINKING PLACES	
Shirasoni	6367 LONE TREE WAY	BRENTWOOD, CA 94513-5210		EATING & DRINKING PLACES	X
Starbucks Coffee #5944	8610 BRENTWOOD BLVD #1	BRENTWOOD, CA 94513-5686	(206) 318-8705	EATING & DRINKING PLACES	X
Sticky Chicken & Ribs	561 1ST ST	BRENTWOOD, CA 94513-1320	(510) 325-2113	EATING & DRINKING PLACES	
Straw Hat Pizza	6680 LONE TREE WAY	BRENTWOOD, CA 94513-5308	(925) 634-3664	EATING & DRINKING PLACES	X
Strong Brown 204 Inc	7810 BRENTWOOD BLVD #204	BRENTWOOD, CA 94513-1039	(925) 634-4178	EATING & DRINKING PLACES	
Subway #3379	2261-B BALFOUR RD STE B	BRENTWOOD, CA 94513-4946	(925) 498-3000	EATING & DRINKING PLACES	
Summers Pizza Inc DbA Domino's Pizza	8300 BRENTWOOD BLVD	BRENTWOOD, CA 94513-1172	(925) 240-8555	EATING & DRINKING PLACES	
Sunshine 2 Donuts	6730 LONE TREE WAY STE 3	BRENTWOOD, CA 94513-5369	(925) 418-4054	EATING & DRINKING PLACES	
Sunshine Donuts	8300 BRENTWOOD BLVD STE A	BRENTWOOD, CA 94513-1172	(925) 392-8498	EATING & DRINKING PLACES	X
Taco Bell #36249	4941 LONE TREE WAY	BRENTWOOD, CA 94513	(925) 621-2600	EATING & DRINKING PLACES	
Tailgaters Brentwood, Inc.	8065 BRENTWOOD BLVD #6	BRENTWOOD, CA 94513-1173	(925) 513-8281	EATING & DRINKING PLACES	
Taquiza Limon	3101 BALFOUR RD STE F	BRENTWOOD, CA 94513-2998	(925) 270-6557	EATING & DRINKING PLACES	
Tastebuds	35 OAK ST	BRENTWOOD, CA 94513-1300	(925) 640-8374	EATING & DRINKING PLACES	
Tea Zen Tea LLC	1135 2ND ST STE C	BRENTWOOD, CA 94513-2291	(510) 393-4896	EATING & DRINKING PLACES	
The Original Mels Diners, Inc.	2523 SAND CREEK RD #100	BRENTWOOD, CA 94513-7185	(925) 240-6357	EATING & DRINKING PLACES	X
Togo's Brentwood	1155 2ND ST #C	BRENTWOOD, CA 94513-2285	(925) 354-6174	EATING & DRINKING PLACES	
Ursala, Inc. DbA Scotties	2013 ELKINS WAY STE A1	BRENTWOOD, CA 94513-7381	(925) 516-4131	EATING & DRINKING PLACES	
Vampire Penguin + Party Panda	2545 SAND CREEK RD #100	BRENTWOOD, CA 94513-7189	(916) 478-1016	EATING & DRINKING PLACES	
Vic Stewart's	2270 BALFOUR RD	BRENTWOOD, CA 94513-4926	(925) 240-2828	EATING & DRINKING PLACES	
Vitaligent East Bay LLC DbA: Jamba Juice #706	8630 BRENTWOOD BLVD	BRENTWOOD, CA 94513-5676	(925) 240-2999	EATING & DRINKING PLACES	
Well Red Wine & Book Bar	306 OAK ST	BRENTWOOD, CA 94513-1339	(925) 518-3759	EATING & DRINKING PLACES	
Wence House California Cuisine Inc	6670 LONE TREE WAY STE 1	BRENTWOOD, CA 94513-5392	(925) 420-3969	EATING & DRINKING PLACES	
Willys Bagels And Blends L L C	350 W COUNTRY CLUB/1155 2ND STE D	BRENTWOOD, CA 94513-4228	(925) 642-4790	EATING & DRINKING PLACES	
Wing Stop	6471 LONE TREE WAY	BRENTWOOD, CA 94513-5265	(925) 240-9496	EATING & DRINKING PLACES	
Yogurt Pizazz L L C	3860 BALFOUR RD STE E	BRENTWOOD, CA 94513-1645	(510) 260-7847	EATING & DRINKING PLACES	
Yogurt Pizazz L L C	2455 SAND CREEK RD STE 108	BRENTWOOD, CA 94513-7176	(510) 260-7847	EATING & DRINKING PLACES	
You & I Thai Cuisine	6670 LONE TREE WAY STE 5	BRENTWOOD, CA 94513-5392		EATING & DRINKING PLACES	
Yummy Hoagy	8610 BRENTWOOD BLVD STE F	BRENTWOOD, CA 94513-5686	(925) 752-2745	EATING & DRINKING PLACES	
Yushi Asia Bistro Inc	2500 SAND CREEK RD STE A	BRENTWOOD, CA 94513-7059	(925) 308-7108	EATING & DRINKING PLACES	
Zephyr Grill & Bar	613 1ST ST STE 100	BRENTWOOD, CA 94513-1397	(925) 963-9649	EATING & DRINKING PLACES	
Zgolf Food & Beverage Services LLC	100 SUMMERSET DR	BRENTWOOD, CA 94513-6426	(925) 516-3400 x102	EATING & DRINKING PLACES	X
7SCOOPS LLC DbA Baskin Robbins	1145 2ND ST BLDG STE D	BRENTWOOD, CA 94513-2217	(925) 516-0231	EATING & DRINKING PLACES	
Dmvp, Inc. DbA Sweeney's Grill & Bar	301 OAK ST	BRENTWOOD, CA 94513-1338	(925) 634-5192	EATING & DRINKING PLACES	
Five Guys Burgers & Fries	6660 LONE TREE WAY STE 8A	BRENTWOOD, CA 94513-5370	(510) 921-7485	EATING & DRINKING PLACES	
Four Legs Brewing, Llc.	2010 ELKINS WAY	Brentwood, CA 94513-7359	(707) 208-7515	EATING & DRINKING PLACES	
Sun Kitchen Asian Bistro	2500 SAND CREEK RD A	BRENTWOOD, CA 94513-7059	(925) 308-7108	EATING & DRINKING PLACES	
Che Lee Cuisine DbA Chelsea	622 1ST ST	BRENTWOOD, CA 94513-1323	(925) 392-8868	EATING & DRINKING PLACES	
El Gallito Drive In	8540 BRENTWOOD BLVD	BRENTWOOD, CA 94513-1618	(925) 634-4992	EATING & DRINKING PLACES	
Lucky Tetsu Japan, Inc.	3130 BALFOUR RD SUITE E	BRENTWOOD, CA 94513-5515	(415) 672-3031	EATING & DRINKING PLACES	
Hot Glazed Enchantment Inc.	2530 SAND CREEK RD 120AD	BRENTWOOD, CA 94513-5685	(925) 516-4649	EATING & DRINKING PLACES	X
Hop Asylum Inc	2411 EMPIRE AVE STE 101 & 102	BRENTWOOD, CA 94513-5301	(925) 679-7944	EATING PLACE W/BEER & WIN	
Jinta Vineyards & Winery LLC	6700 BALFOUR RD	BRENTWOOD, CA 94513-3808	(925) 240-9463	EATING PLACE W/BEER & WIN	
Harry's Wine Depot & Tavern, Llc.	761 2ND ST	BRENTWOOD, CA 94513-1352	(408) 318-0881	EATING PLACE W/BEER & WIN	
Catherine Wolfe Ranch	801 CREEK RD	BRENTWOOD, CA 94513-4614	(925) 437-7905	FARM	
Chancho's Strawberry Patch	OHARA & SANDCREEK	BRENTWOOD, CA 94513	(925) 628-2872	FARM	
McCaughey Agricultural & Pest Service	2150 ELKINS WAY STE 205	BRENTWOOD, CA 94513-7356	(925) 634-1255	FARM	
Tractor Supply Company #2145	8800 BRENTWOOD BLVD	BRENTWOOD, CA 94513-4003	(615) 440-4559	FARM AND CONSTRUCTION EQUIPMENT	
Brentwood Florist	8335 BRENTWOOD BLVD STE E	BRENTWOOD, CA 94513-5187	(925) 634-4313	FLORIST	
Exclusively Yours	3855 WALNUT BLVD	BRENTWOOD, CA 94513-1246	(925) 634-7003	FLORIST	
Flower Arrangements	LONE TREE WAY	Brentwood, CA 94513-5320	(925) 584-8924	FLORIST	
Flowers By Gerry	8335 BRENTWOOD BLVD STE E	BRENTWOOD, CA 94513-5187	(925) 634-1593	FLORIST	
Garden Floral	7860 BRENTWOOD BLVD	BRENTWOOD, CA 94513-1039	(925) 354-9290	FLORIST	
Ribbons And Roses	151 CHESTNUT ST	BRENTWOOD, CA 94513-1302	(925) 634-3832	FLORIST	
Sam And Syd	238 OAK ST	BRENTWOOD, CA 94513-1337	(925) 522-1813	FLORIST	
Spinola Farm & Co.	220 OAK ST	BRENTWOOD, CA 94513-1337	(925) 240-6569	FLORIST	
Asahi Nursery	2600 WALNUT BLVD	BRENTWOOD, CA 94513-4401	(925) 634-6055	GARDEN STORE	
Lone Tree Garden Center	8320 LONE TREE WAY	BRENTWOOD, CA 94513-2117	(925) 584-7258	GARDEN STORE	
Valley Oak Nursery	7021 LONE TREE WAY	BRENTWOOD, CA 94513-5321	(925) 516-7868	GARDEN STORE	
Au Energy, Llc/ Jeffery Way Shell Ce 50146	6031 LONE TREE WAY	BRENTWOOD, CA 94513-5382	(925) 240-1247	GAS STATION	
Chevron #1761	8750 BRENTWOOD BLVD	BRENTWOOD, CA 94513-5600	(714) 761-5426 x241	GAS STATION	
Chevron #1762	2371 BALFOUR RD	BRENTWOOD, CA 94513-4937	(714) 671-3304	GAS STATION	
Chevron U S A Inc - 210444	5591 LONE TREE WAY	BRENTWOOD, CA 94513-5316	(714) 671-3304	GAS STATION	
Chevron U S A Inc -303837	5591 LONE TREE WAY	BRENTWOOD, CA 94513-5316	(925) 842-1337	GAS STATION	
Chevron U. S. A. Inc. 96911	2371 BALFOUR RD	BRENTWOOD, CA 94513-4937		GAS STATION	
Dallas Shanks Chevron I I	336 OAK ST	BRENTWOOD, CA 94513-1363	(925) 827-7817	GAS STATION	
	190 GRIFFITH LN	BRENTWOOD, CA 94513-1963	(925) 634-8087	GAS STATION	

Edward R Marszal Enterprises, Inc	336 OAK ST	BRENTWOOD, CA 94513-1363	(916) 488-3666	GAS STATION	
Golden Gate Petroleum	8285 BRENTWOOD BLVD	BRENTWOOD, CA 94513-1114	(925) 228-2222 x3734	GAS STATION	
H M Enterprise Inc DbA Brentwood Petroleum	7920 BRENTWOOD BLVD	BRENTWOOD, CA 94513-1004	(925) 240-0285	GAS STATION	
R & D Energy Services	2250 BALFOUR RD	BRENTWOOD, CA 94513-4926	(925) 634-5400	GAS STATION	
Savers Auto Service	6750 BRENTWOOD BLVD STE B	BRENTWOOD, CA 94513-2120	(925) 516-9192	GAS STATION	
Sodhi Petroleum Inc. DbA Brentwood Gas & More	6750 BRENTWOOD BLVD	BRENTWOOD, CA 94513-2120	(925) 516-4668	GAS STATION	
Strauch And Company	6481 LONE TREE WAY	BRENTWOOD, CA 94513-5367	(916) 294-9752	GAS STATION	
Tri City Auto Plaza	6935 LONE TREE WAY	BRENTWOOD, CA 94513-5403	(925) 513-7305	GAS STATION	
Circle A Food Mart & Gas	8401 LONE TREE WAY	BRENTWOOD, CA 94513-2103	(925) 634-2136	GROCERY STORE	
Dollar General Store #13586	7820 BRENTWOOD BLVD	BRENTWOOD, CA 94513-1039	(615) 855-4000	GROCERY STORE	
Eastern Market	7351 BRENTWOOD BLVD UNIT F	BRENTWOOD, CA 94513-7313	(925) 513-1060	GROCERY STORE	
Food Maxx #480	4461 BALFOUR RD	BRENTWOOD, CA 94513-1557	(209) 574-6299	GROCERY STORE	X
J B Market	6700 BRENTWOOD BLVD	BRENTWOOD, CA 94513-5725	(925) 418-4379	GROCERY STORE	
La Charrita Market	8560 BRENTWOOD BLVD	BRENTWOOD, CA 94513-1654	(925) 516-0230	GROCERY STORE	
Muflihi Inc, DbA Los Mexicanos Market	50 SAND CREEK RD #36	BRENTWOOD, CA 94513-2089	(925) 654-6412	GROCERY STORE	
Oumi Sushi	2325 SAND CREEK RD	BRENTWOOD, CA 94513-7173	(704) 926-2200	GROCERY STORE	
Raley's #336	2400 SAND CREEK RD	BRENTWOOD, CA 94513-7058	(925) 513-9400	GROCERY STORE	X
Safeway #2621	3110 BALFOUR RD	BRENTWOOD, CA 94513-5500	(925) 626-6020	GROCERY STORE	
Safeway Inc 1234	1125 2ND ST BRENTWOOD	BRENTWOOD, CA 94513-2211	(925) 634-6780	GROCERY STORE	
Safeway.Com #2621	3110 BALFOUR RD	BRENTWOOD, CA 94513-5500	(925) 598-9621	GROCERY STORE	
Sprouts, Farmers Market	2325 SAND CREEK RD	BRENTWOOD, CA 94513-7173	(602) 682-1589	GROCERY STORE	
Trader Joe's Company	5451 LONE TREE WAY	BRENTWOOD, CA 94513-5325	(845) 356-8390 x327	GROCERY STORE	X
Winco Foods #52	6700 LONE TREE WAY	BRENTWOOD, CA 94513-5300	(925) 513-0475	GROCERY STORE	
Antioch Building Materials Company	2170 ELKINS WAY	BRENTWOOD, CA 94513-7356	(925) 432-0171	HARDWARE STORE & BUILDING SUPPLIES	X
Big B Lumberteria Inc	6800 BRENTWOOD BLVD	BRENTWOOD, CA 94513-2119	(925) 634-2442	HARDWARE STORE & BUILDING SUPPLIES	
Brentwood Ace Hardware	8900 BRENTWOOD BLVD STE J	BRENTWOOD, CA 94513-4031	(925) 634-3201	HARDWARE STORE & BUILDING SUPPLIES	
Home Depot #1076	5631 LONE TREE WAY	BRENTWOOD, CA 94513-5307	(949) 838-3351	HARDWARE STORE & BUILDING SUPPLIES	
Mt. Diablo Supply, Inc	2155 ELKINS WAY SUITE H	BRENTWOOD, CA 94513-7365	(925) 634-7663	HARDWARE STORE & BUILDING SUPPLIES	
Achieve Language And Literacy	181 SAND CREEK RD STE A	BRENTWOOD, CA 94513-2257	(925) 626-7152	HEALTH AND/OR MEDICAL SERVICES	
Actus Chiropractic	9030 BRENTWOOD BLVD STE D	BRENTWOOD, CA 94513-4095	(925) 516-2363	HEALTH AND/OR MEDICAL SERVICES	
Allergy & Asthma Medical Group	350 JOHN MUIR PKWY #180	BRENTWOOD, CA 94513-5183	(925) 935-1783	HEALTH AND/OR MEDICAL SERVICES	
Altaf A. Bhimji, Lcsw	50 SAND CREEK RD 320	BRENTWOOD, CA 94513-7304	(510) 480-7671	HEALTH AND/OR MEDICAL SERVICES	
Amavi Home Health And Hospice Care Services Inc	50 SAND CREEK RD #232 & #236	BRENTWOOD, CA 94513-2089	(925) 684-7979	HEALTH AND/OR MEDICAL SERVICES	
Amy Bentancourt Marriage And Family Therapist	815 1ST ST STE 4	BRENTWOOD, CA 94513-1177	(925) 325-7045	HEALTH AND/OR MEDICAL SERVICES	
Anna Cragin L M F T	1210 CENTRAL BLVD STE 112	BRENTWOOD, CA 94513-2242	(925) 308-3696	HEALTH AND/OR MEDICAL SERVICES	
Anthony Rivas DbA Site For Sore Eyes	4441 BALFOUR RD STE B	BRENTWOOD, CA 94513-1557	(925) 308-5756	HEALTH AND/OR MEDICAL SERVICES	
Antioch Physical Therapy & Sports Injury Center In	3901 WALNUT BLVD STE A2	BRENTWOOD, CA 94513-1248	(925) 754-6262	HEALTH AND/OR MEDICAL SERVICES	
Azra Khan	815 1ST ST	BRENTWOOD, CA 94513-1177	(925) 325-1624	HEALTH AND/OR MEDICAL SERVICES	
B A S S Medical Group	100 CORTONA WAY STE 160	BRENTWOOD, CA 94513-7112	(925) 932-6330	HEALTH AND/OR MEDICAL SERVICES	
B A S S Medical Group	350 JOHN MUIR PKWY STE 205	BRENTWOOD, CA 94513-5183	(925) 932-6330	HEALTH AND/OR MEDICAL SERVICES	
Bains Optometric Corporation	2565 SAND CREEK RD STE 124	BRENTWOOD, CA 94513-7191	(925) 240-8961	HEALTH AND/OR MEDICAL SERVICES	
Balance Physical Therapy Inc	120 GUTHRIE LN	BRENTWOOD, CA 94513-4037	(925) 513-2252	HEALTH AND/OR MEDICAL SERVICES	
Balfour Vision Optix Optometry, Inc.	3840 BALFOUR RD SUITE A	BRENTWOOD, CA 94513-1641	(925) 513-0323	HEALTH AND/OR MEDICAL SERVICES	
Barbara S. Platin, Mft	425 OAK ST	BRENTWOOD, CA 94513-1388	(925) 355-2515	HEALTH AND/OR MEDICAL SERVICES	
Bassem Said, M. D.	1240 CENTRAL BLVD Ste A2	BRENTWOOD, CA 94513-2228	(925) 516-4368	HEALTH AND/OR MEDICAL SERVICES	
Bay Area Surgical Specialists, Inc.	2400 BALFOUR RD STE 300/302	BRENTWOOD, CA 94513-4909	(925) 932-6330	HEALTH AND/OR MEDICAL SERVICES	
Beyond Body Frames	457 WISTERIA CT	BRENTWOOD, CA 94513	(408) 750-7436	HEALTH AND/OR MEDICAL SERVICES	
Bliss Body Shop	1120 2ND ST STE A	BRENTWOOD, CA 94513-2230	(925) 494-1303	HEALTH AND/OR MEDICAL SERVICES	
Brentwood Dentistry Dental Group	1181 CENTRAL BLVD STE E	BRENTWOOD, CA 94513-2252	(925) 634-6105	HEALTH AND/OR MEDICAL SERVICES	
Brentwood Eye Care Optometry Grp	350 JOHN MUIR PKWY STE 200	BRENTWOOD, CA 94513-5192	(925) 634-6101	HEALTH AND/OR MEDICAL SERVICES	
Brentwood Veterinary Hospital	4519 OHARA AVE	BRENTWOOD, CA 94513-2206	(925) 634-1177	HEALTH AND/OR MEDICAL SERVICES	
Brian Bensing	191 SAND CREEK RD STE 215	BRENTWOOD, CA 94513-2215	(408) 857-8512	HEALTH AND/OR MEDICAL SERVICES	
Brian Reyes M D	100 CORTONA WAY STE 140	BRENTWOOD, CA 94513-7157	(925) 516-4488	HEALTH AND/OR MEDICAL SERVICES	
Bsamed	5421 LONE TREE WAY #101	BRENTWOOD, CA 94513-5334	(925) 513-1688	HEALTH AND/OR MEDICAL SERVICES	
California Eye Clinic	1181 CENTRAL BLVD STE F	BRENTWOOD, CA 94513-2252	(925) 516-0888	HEALTH AND/OR MEDICAL SERVICES	
California Spine Center	100 CORTONA WAY STE 160	BRENTWOOD, CA 94513-7112	(925) 926-0195	HEALTH AND/OR MEDICAL SERVICES	
Canoun Plastic Surgery	2400 BALFOUR RD STE 230	BRENTWOOD, CA 94513-4909	(925) 324-7404	HEALTH AND/OR MEDICAL SERVICES	
Carolina Montufar DbA: Mahalo Acupuncture	8065 BRENTWOOD BLVD	BRENTWOOD, CA 94513-1173	(925) 471-6720	HEALTH AND/OR MEDICAL SERVICES	
Carolyn Breaud, Lmft	191 SAND CREEK RD STE 202 K	BRENTWOOD, CA 94513-2220	(925) 759-0235	HEALTH AND/OR MEDICAL SERVICES	
Celebrations Speech Group Inc	201 SAND CREEK RD STE G-4	BRENTWOOD, CA 94513-2124	(925) 759-6519	HEALTH AND/OR MEDICAL SERVICES	
Center For Autism And Related Disorders	1210 CENTRAL BLVD STE A	BRENTWOOD, CA 94513-2242	(818) 345-2345	HEALTH AND/OR MEDICAL SERVICES	
Champion Chiropractic	8157 BRENTWOOD BLVD A	BRENTWOOD, CA 94513-1193	(925) 516-1395	HEALTH AND/OR MEDICAL SERVICES	
Charlin Lumia Lmft	1210 CENTRAL BLVD STE 125	BRENTWOOD, CA 94513-2242	(925) 360-5065	HEALTH AND/OR MEDICAL SERVICES	
Choices Case Management, Inc.	8330 BRENTWOOD BLVD	BRENTWOOD, CA 94513-1277	(925) 516-3901 x100	HEALTH AND/OR MEDICAL SERVICES	
Christine Madruga, Psy. D	613 1ST ST STE 213	BRENTWOOD, CA 94513-1397	(925) 550-9690	HEALTH AND/OR MEDICAL SERVICES	
Concentra Urgent Care	3140 BALFOUR RD B&C	BRENTWOOD, CA 94513-5518	(925) 626-3801	HEALTH AND/OR MEDICAL SERVICES	
Contra Costa Hearing Aid Center Inc	1240 CENTRAL BLVD SUITE A2	BRENTWOOD, CA 94513-2228	(925) 658-1290	HEALTH AND/OR MEDICAL SERVICES	
Cortona Park	150 CORTONA WAY	BRENTWOOD, CA 94513-7162	(925) 240-0733	HEALTH AND/OR MEDICAL SERVICES	
Creekside Psychological Services	191 SAND CREEK RD STE 202E	BRENTWOOD, CA 94513-2220	(925) 642-1987	HEALTH AND/OR MEDICAL SERVICES	
Crunch And Punch Fitness L L C	8368 BRENTWOOD BLVD	BRENTWOOD, CA 94513-1347	(925) 420-3197	HEALTH AND/OR MEDICAL SERVICES	
Crystal Nails & Spa	80 EAGLE ROCK WAY STE C	BRENTWOOD, CA 94513-4949	(925) 203-0122	HEALTH AND/OR MEDICAL SERVICES	
Curtis M Martin Chiropractic Inc	4550 BALFOUR RD STE D	BRENTWOOD, CA 94513-1515	(925) 408-5936	HEALTH AND/OR MEDICAL SERVICES	
Dale A Giessman, D C	1120 2ND ST STE A	BRENTWOOD, CA 94513-2230	(925) 513-8883	HEALTH AND/OR MEDICAL SERVICES	
David E. Harrell, M.A, M F T	191 SAND CREEK RD STE 215	BRENTWOOD, CA 94513-2215	(925) 240-0611	HEALTH AND/OR MEDICAL SERVICES	
Delta Vista Optometry Associates	8440 BRENTWOOD BLVD STE F	BRENTWOOD, CA 94513-1387	(925) 634-0303	HEALTH AND/OR MEDICAL SERVICES	
Diablo Behavioral Healthcare	1210 CENTRAL BLVD #105	BRENTWOOD, CA 94513-2242	(925) 634-1600	HEALTH AND/OR MEDICAL SERVICES	

Diablo Medical Billing	9030 BRENTWOOD BLVD STE C	BRENTWOOD, CA 94513-4050	(925) 634-9704	HEALTH AND/OR MEDICAL SERVICES
Dr Christine K Oates	1181 CENTRAL BLVD STE D	BRENTWOOD, CA 94513-2278	(707) 301-0855	HEALTH AND/OR MEDICAL SERVICES
Dr. Joan Wenters	160 B GUTHRIE LN STE. 20	BRENTWOOD, CA 94513	(510) 816-0772	HEALTH AND/OR MEDICAL SERVICES
Dr. Nadiyah Kakar, Lmft	201 SAND CREEK RD STE G-2	BRENTWOOD, CA 94513-2124	(925) 642-4667	HEALTH AND/OR MEDICAL SERVICES
East Bay Cardiovascular & Thoracic Assoc	2400 BALFOUR RD STE 230	BRENTWOOD, CA 94513-4909	(925) 521-8104	HEALTH AND/OR MEDICAL SERVICES
Elena's Wellness	5541 LONE TREE WAY UNIT 150	BRENTWOOD, CA 94513-5363		HEALTH AND/OR MEDICAL SERVICES
Epic Care	2400 BALFOUR RD STE 230/1240 CENTRAL BLVD STE A2	BRENTWOOD, CA 94513	(925) 634-8128	HEALTH AND/OR MEDICAL SERVICES
Essential Care Chiropractic	8385 BRENTWOOD BLVD STE A	BRENTWOOD, CA 94513-1389	(925) 516-8211	HEALTH AND/OR MEDICAL SERVICES
Eye-Deal Optical	6560 LONE TREE WAY STE B	BRENTWOOD, CA 94513-5264	(915) 433-3152	HEALTH AND/OR MEDICAL SERVICES
Eyecare Galleria Optometry	2300 SAND CREEK RD G-2	BRENTWOOD, CA 94513-5651	(925) 240-8520	HEALTH AND/OR MEDICAL SERVICES
Eyexam Of California #5612	2565 SAND CREEK RD STE 124	BRENTWOOD, CA 94513-7191	(925) 240-8506	HEALTH AND/OR MEDICAL SERVICES
Fairview Animal Hospital	3111 BALFOUR RD STE C	BRENTWOOD, CA 94513-2891	(925) 626-7284	HEALTH AND/OR MEDICAL SERVICES
Felicity Pediatrics	2400 BALFOUR RD STE 302	BRENTWOOD, CA 94513-4909	(925) 684-7443	HEALTH AND/OR MEDICAL SERVICES
Floris Mendoza, Lmft	613 1ST ST SUITE 213	BRENTWOOD, CA 94513	(925) 290-7332	HEALTH AND/OR MEDICAL SERVICES
Foundations Therapy Service A Professional Corp	144 CONTINENTE AVE STE 100	BRENTWOOD, CA 94513-7102	(925) 513-2440	HEALTH AND/OR MEDICAL SERVICES
Franci Smith M F T	1210 CENTRAL BLVD STE 107	BRENTWOOD, CA 94513-2242	(925) 588-3070	HEALTH AND/OR MEDICAL SERVICES
G Scott Lichlyter D V M	4421 BALFOUR RD STE A	BRENTWOOD, CA 94513-1514	(925) 240-7387	HEALTH AND/OR MEDICAL SERVICES
Gastroenterology Associates Of The East Bay	2400 BALFOUR RD #230	BRENTWOOD, CA 94513-4945	(510) 548-6555 x2630	HEALTH AND/OR MEDICAL SERVICES
General Nutrition Corp	2440 SAND CREEK RD E-4	BRENTWOOD, CA 94513-7062	(412) 288-4767	HEALTH AND/OR MEDICAL SERVICES
Genoveva Vargas	201 SAND CREEK RD STE L	BRENTWOOD, CA 94513-2124	(925) 584-2178	HEALTH AND/OR MEDICAL SERVICES
Goals For Autism, Inc.	181 SAND CREEK RD STE C-1	BRENTWOOD, CA 94513-2257	(888) 531-8385	HEALTH AND/OR MEDICAL SERVICES
Golden State Dermatology Management, LLC	1200 CENTRAL BLVD STE D	BRENTWOOD, CA 94513-2201	(925) 278-7570	HEALTH AND/OR MEDICAL SERVICES
Hamilton Wellness Center, Inc.	8368 BRENTWOOD BLVD A	BRENTWOOD, CA 94513-1347	(925) 513-0501	HEALTH AND/OR MEDICAL SERVICES
Health Services Bay Area DbA Miracle Ear	2415 EMPIRE AVE STE 206	BRENTWOOD, CA 94513-5323	(208) 957-6070	HEALTH AND/OR MEDICAL SERVICES
Homelife Senior Care Inc	6440 BRENTWOOD BLVD STE A	BRENTWOOD, CA 94513-5789	(925) 240-5770	HEALTH AND/OR MEDICAL SERVICES
Iannaccone Chiropractic	8385 BRENTWOOD BLVD A	BRENTWOOD, CA 94513-1381	(925) 516-9970	HEALTH AND/OR MEDICAL SERVICES
Ignore The Limits LLC DbA Anytime Fitness	7750 BRENTWOOD BLVD STE E	BRENTWOOD, CA 94513-1061	(925) 813-4529	HEALTH AND/OR MEDICAL SERVICES
Integrated Pain Management Medical Group Inc	4530 BALFOUR RD #E	BRENTWOOD, CA 94513-1581	(925) 691-9806	HEALTH AND/OR MEDICAL SERVICES
Integrative Health Centre	8157 BRENTWOOD BLVD STE A	BRENTWOOD, CA 94513-1166	(925) 330-3559	HEALTH AND/OR MEDICAL SERVICES
Intela Metrix Inc	2145 ELKINS WAY STE G	BRENTWOOD, CA 94513-7362	(925) 606-7044	HEALTH AND/OR MEDICAL SERVICES
J M J Home Health Services	1181 CENTRAL BLVD STE A	BRENTWOOD, CA 94513-2252	(925) 634-1100	HEALTH AND/OR MEDICAL SERVICES
Jackson Home	586 FLOWERING PLUM PL	BRENTWOOD, CA 94513-1990	(925) 339-4211	HEALTH AND/OR MEDICAL SERVICES
Jade DeFrates, L C S W	191 SAND CREEK RD STE 215	BRENTWOOD, CA 94513-2215	(925) 628-5888	HEALTH AND/OR MEDICAL SERVICES
Jeff Mc Intosh, M F T	191 SAND CREEK RD STE 202-G	BRENTWOOD, CA 94513-2215	(925) 813-0528	HEALTH AND/OR MEDICAL SERVICES
John W. Scivally, D.P.M., Inc.	2400 BALFOUR RD STE 230	BRENTWOOD, CA 94513-4909	(925) 937-2860	HEALTH AND/OR MEDICAL SERVICES
Joint Ventures LLC	5421 LONE TREE WAY	BRENTWOOD, CA 94513-5334	(775) 276-6300 x3007	HEALTH AND/OR MEDICAL SERVICES
Julie Druyor M F T	191 SAND CREEK RD STE 215	BRENTWOOD, CA 94513-2215	(925) 519-4700	HEALTH AND/OR MEDICAL SERVICES
Julie Garcia Lmft	1120 2ND ST 120	BRENTWOOD, CA 94513-2230	(925) 482-6270	HEALTH AND/OR MEDICAL SERVICES
Kathi Dalley Mft	191 SAND CREEK RD #215	BRENTWOOD, CA 94513-2215	(925) 439-4483	HEALTH AND/OR MEDICAL SERVICES
Kristin Palmer, M F T	191 SAND CREEK RD STE 202F	BRENTWOOD, CA 94513-2215	(925) 301-3360	HEALTH AND/OR MEDICAL SERVICES
L. C. Lopez, Chiropractor	232 CHESTNUT ST	BRENTWOOD, CA 94513-1307	(925) 634-1101	HEALTH AND/OR MEDICAL SERVICES
Laboratory Corporation Of America	2400 BALFOUR RD STE 100	BRENTWOOD, CA 94513-4909	(336) 436-4264	HEALTH AND/OR MEDICAL SERVICES
Lenscrafters #5612	2565 SAND CREEK RD #124	BRENTWOOD, CA 94513-7191	(925) 240-8506	HEALTH AND/OR MEDICAL SERVICES
Lift & Transfer Specialists, Inc.	7893 BRENTWOOD BLVD	BRENTWOOD, CA 94513-1056	(925) 240-8474	HEALTH AND/OR MEDICAL SERVICES
Limitless Care LLC	1210 CENTRAL BLVD #110	BRENTWOOD, CA 94513-2242	(888) 786-0557	HEALTH AND/OR MEDICAL SERVICES
Linda Keeler L C S W	50 SAND CREEK RD STE 320	BRENTWOOD, CA 94513-2089	(925) 335-6264	HEALTH AND/OR MEDICAL SERVICES
Lisa Marie Slater, Lmft	50 SAND CREEK RD STE 320	BRENTWOOD, CA 94513-2089	(925) 322-1624	HEALTH AND/OR MEDICAL SERVICES
Macha Sport LLC , DbA Body By Santi	4525 O OHARA AVE STE B	BRENTWOOD, CA 94513-2233	(925) 783-9625	HEALTH AND/OR MEDICAL SERVICES
Mankad & Tiburcio, Dmd Inc	1140 2ND ST STE D	BRENTWOOD, CA 94513-2239	(925) 240-7024	HEALTH AND/OR MEDICAL SERVICES
Maria Yiannakou	1280 CENTRAL BLVD STE J-11/2261 BALFOUR RD STE A	BRENTWOOD, CA 94513-4946		HEALTH AND/OR MEDICAL SERVICES
Med Solutions LLC	8157 BRENTWOOD BLVD	BRENTWOOD, CA 94513-1166	(925) 634-7791	HEALTH AND/OR MEDICAL SERVICES
Medical Anesthesia Consultants Medical Group, Inc	2400 BALFOUR RD STE 320	BRENTWOOD, CA 94513-4909	(954) 939-6842	HEALTH AND/OR MEDICAL SERVICES
Medical Testing	141 SAND CREEK RD STE B	BRENTWOOD, CA 94513-7390	(925) 935-7667	HEALTH AND/OR MEDICAL SERVICES
Medihealing Acupuncture	3860 BALFOUR RD STE F302	BRENTWOOD, CA 94513-1667	(925) 495-0911	HEALTH AND/OR MEDICAL SERVICES
Megan Bradley M F T	160 GUTHRIE LN STE#3	BRENTWOOD, CA 94513-4059	(925) 768-5778	HEALTH AND/OR MEDICAL SERVICES
Michelle Maniatis Therapy	1210 CENTRAL BLVD	BRENTWOOD, CA 94513-2242	(925) 639-6799	HEALTH AND/OR MEDICAL SERVICES
Monterrey Counseling & Wellness	1120 2ND ST 115	BRENTWOOD, CA 94513-2230	(925) 852-3987	HEALTH AND/OR MEDICAL SERVICES
Muir Family Physicians	3291 WALNUT BLVD #100	BRENTWOOD, CA 94513-4412	(925) 513-9495	HEALTH AND/OR MEDICAL SERVICES
Muir Obstetrics And Gynecologic Medical Group, Inc	350 JOHN MUIR PKWY #205	BRENTWOOD, CA 94513-5183	(925) 933-4747	HEALTH AND/OR MEDICAL SERVICES
Nancy Myers, L C S W	191 SAND CREEK RD 215	BRENTWOOD, CA 94513-2220	(925) 240-0943	HEALTH AND/OR MEDICAL SERVICES
Nutrishop Brentwood	5421 LONE TREE WAY STE 100	BRENTWOOD, CA 94513-5334	(925) 513-6080	HEALTH AND/OR MEDICAL SERVICES
Occupational Health Centers Of Ca DbA Concentra	3140 BALFOUR RD STE B&C	BRENTWOOD, CA 94513-5517	(925) 626-3801	HEALTH AND/OR MEDICAL SERVICES
Olivia Barcenas Lmft	815 1ST ST UNIT 3	BRENTWOOD, CA 94513-1177	(925) 263-6499	HEALTH AND/OR MEDICAL SERVICES
Orangetheory Fitness	2565 SAND CREEK RD #132	BRENTWOOD, CA 94513-7191	(720) 878-3988	HEALTH AND/OR MEDICAL SERVICES
Pacific Urology, A Medical Corporation	2400 BALFOUR RD STE 230	BRENTWOOD, CA 94513-4909	(925) 308-8050	HEALTH AND/OR MEDICAL SERVICES
Pam Mikolajczyk, Marriage & Family Therapist	815 1ST ST STE 3	BRENTWOOD, CA 94513-1177	(925) 628-1516	HEALTH AND/OR MEDICAL SERVICES
Premier Dental	100 CORTONA WAY STE 110	BRENTWOOD, CA 94513-7158	(925) 513-7333	HEALTH AND/OR MEDICAL SERVICES
Protech Ophthalmics LLC	144 CONTINENTE AVE STE#150	BRENTWOOD, CA 94513-1999	(925) 250-7330	HEALTH AND/OR MEDICAL SERVICES
Pueblos Del Sol Education Services	121 SAND CREEK RD #A	BRENTWOOD, CA 94513-7389	(925) 240-7213	HEALTH AND/OR MEDICAL SERVICES
Quest Diagnostics Inc. #6834111	1181 CENTRAL BLVD STE C	BRENTWOOD, CA 94513-2252		HEALTH AND/OR MEDICAL SERVICES
Rachel Stegman	201 SAND CREEK RD G1	BRENTWOOD, CA 94513-2124	(925) 565-7535	HEALTH AND/OR MEDICAL SERVICES
Reeves D D S And Lavalley D D S	2201 BALFOUR RD STE A-C	BRENTWOOD, CA 94513-4923	(925) 308-7608	HEALTH AND/OR MEDICAL SERVICES
Rex Moulton- Barrett	1280 CENTRAL BLVD J-5	BRENTWOOD, CA 94513-2362	(925) 240-8775	HEALTH AND/OR MEDICAL SERVICES
Rhonda Davidson Hair	71 SAND CREEK RD Ste B	BRENTWOOD, CA 94513-7399	(925) 437-9229	HEALTH AND/OR MEDICAL SERVICES
Rui's Acupuncture & Herbal Clinic	317 OAK ST A	BRENTWOOD, CA 94513-1186	(925) 689-1221	HEALTH AND/OR MEDICAL SERVICES
Safe And Sound Home Care	4708 NUNN ST	Brentwood, CA 94513-4464	(925) 407-5879	HEALTH AND/OR MEDICAL SERVICES

Sand Creek Dental Care	2540 SAND CREEK RD STE A4	BRENTWOOD, CA 94513-7066	(925) 240-8210	HEALTH AND/OR MEDICAL SERVICES
Sandra L Dye	1210 CENTRAL BLVD STE 114	BRENTWOOD, CA 94513-2360	(925) 331-7477	HEALTH AND/OR MEDICAL SERVICES
Sara Madrigal Lmft	819 1ST ST STE B	BRENTWOOD, CA 94513-1106	(707) 980-2262	HEALTH AND/OR MEDICAL SERVICES
Sheril Phillips M F T	1210 CENTRAL BLVD STE 102	BRENTWOOD, CA 94513-2242	(925) 785-1344	HEALTH AND/OR MEDICAL SERVICES
Skyy Danae Tapia	8900 BRENTWOOD BLVD STE A	BRENTWOOD, CA 94513-4031	(510) 364-3213	HEALTH AND/OR MEDICAL SERVICES
Solid Nutrition	1700 TRILOGY PKWY	BRENTWOOD, CA 94513-6731	(408) 393-1991	HEALTH AND/OR MEDICAL SERVICES
Steen Chiropractic	380 W COUNTRY CLUB DR STE C	BRENTWOOD, CA 94513-4235	(925) 642-4389	HEALTH AND/OR MEDICAL SERVICES
Strengthening The Family	191 SAND CREEK RD #202G	BRENTWOOD, CA 94513-2215	(925) 237-6880	HEALTH AND/OR MEDICAL SERVICES
Susan J Alonso Lcsw	201 SAND CREEK RD L-G	BRENTWOOD, CA 94513	(925) 330-5711	HEALTH AND/OR MEDICAL SERVICES
The Permanente Medical Group Inc	35 OAK ST	BRENTWOOD, CA 94513-1300	(510) 271-6965	HEALTH AND/OR MEDICAL SERVICES
Tracy D. Benhamou, D D S	62 OAK ST	BRENTWOOD, CA 94513-1333	(925) 634-9237	HEALTH AND/OR MEDICAL SERVICES
W W North America Holdings, Inc.	5541 LONE TREE WAY	BRENTWOOD, CA 94513-5363		HEALTH AND/OR MEDICAL SERVICES
Wellens Chiropractic Neurology Center	1120 2ND ST STE A	BRENTWOOD, CA 94513-2230	(925) 480-7246	HEALTH AND/OR MEDICAL SERVICES
Westmont Of Brentwood	450 JOHN MUIR PKWY	BRENTWOOD, CA 94513-5195	(925) 516-8006	HEALTH AND/OR MEDICAL SERVICES
Working Wonders	1029 SPRUCE ST & 315 ORCHARD DR	BRENTWOOD, CA 94513-8321	(925) 626-4750	HEALTH AND/OR MEDICAL SERVICES
Yogesh Trehan, Md, Inc.	100 CORTONA WAY SUITE 140	BRENTWOOD, CA 94513-7157	(925) 516-4488	HEALTH AND/OR MEDICAL SERVICES
Insight Health Corp	2400 BALFOUR RD	BRENTWOOD, CA 94513-4945	(952) 738-4671	HEALTH AND/OR MEDICAL SERVICES
J M J Hospice Care, Inc	8640 BRENTWOOD BLVD STE D1	BRENTWOOD, CA 94513-5687	(925) 390-9575	HEALTH AND/OR MEDICAL SERVICES
Summit Care, Inc.	1930 LAS COLINAS DR	BRENTWOOD, CA 94513-6600	(925) 513-8978	HEALTH AND/OR MEDICAL SERVICES
Performance Machining	325 TOWN CENTRE TER UNIT B	BRENTWOOD, CA 94513-2212	(925) 819-2869	HEAVY INDUSTRIAL EQUIP & MISC MACHINERY
Plasma Equipment Technical Services Inc	700 HARVEST PARK DR STE L	BRENTWOOD, CA 94513-4006	(925) 456-3301	HEAVY INDUSTRIAL EQUIP & MISC MACHINERY
Antonio Murillo	521 3RD ST APT A	BRENTWOOD, CA 94513-1318	(925) 679-7595	LANDSCAPERS-MAINTENANCE
Brentwood Decorative Rock	6745 BRENTWOOD BLVD	BRENTWOOD, CA 94513-2181	(925) 634-0131	LANDSCAPERS-MAINTENANCE
Brentwood Gardens, Inc	175-A EUREKA AVE	BRENTWOOD, CA 94513-4601	(925) 634-9944	LANDSCAPERS-MAINTENANCE
C E Galeno Gardening And Landscaping	717 DAINTY AVE	BRENTWOOD, CA 94513-1201	(925) 727-4232	LANDSCAPERS-MAINTENANCE
Creative Yards Of Brentwood	755 PIPPO AVE	BRENTWOOD, CA 94513-1244	(925) 513-1012	LANDSCAPERS-MAINTENANCE
Cummings Landscape & Design Inc	3293 CAMINO DIABLO RD	BRENTWOOD, CA 94513	(925) 516-1289	LANDSCAPERS-MAINTENANCE
Hernandez Landscaping Service	2540 VIRGINIA DR	BRENTWOOD, CA 94513-2126	(925) 634-8511	LANDSCAPERS-MAINTENANCE
Jerry Zahn's Weed Abatement	250 EAGLE LN	BRENTWOOD, CA 94513-5230	(925) 980-1069	LANDSCAPERS-MAINTENANCE
Lebec Inc	3041 WALNUT BLVD	BRENTWOOD, CA 94513-4404	(925) 634-4177	LANDSCAPERS-MAINTENANCE
Martin Garcia - Martins Landscaping	10408 DEER VALLEY RD	BRENTWOOD, CA 94513-4933	(925) 776-4958	LANDSCAPERS-MAINTENANCE
Oscar Hernandez Landscaping & Maintenance Service	2540 VIRGINIA DR	BRENTWOOD, CA 94513-2126	(925) 727-5301	LANDSCAPERS-MAINTENANCE
Prof. Landscape & Construction Inc.	8320 LONE TREE WAY	BRENTWOOD, CA 94513-2117	(925) 679-0350	LANDSCAPERS-MAINTENANCE
Jorge Jr. Yard Service	402 1ST ST	BRENTWOOD, CA 94513-1614	(925) 565-0785	LANDSCAPERS-MAINTENANCE
Pacific Landscape Service	180 SYCAMORE AVE APT 142	BRENTWOOD, CA 94513-5105	(925) 752-4868	LANDSCAPERS-MAINTENANCE
Mike McCall Landscape	1640 LONE OAK RD	BRENTWOOD, CA 94513	(925) 363-8100	LANDSCAPERS-MAINTENANCE
Alvin's Automotive, Inc	6240 BRENTWOOD BLVD STE G	BRENTWOOD, CA 94513-5715	(510) 658-3101	NEW CAR DEALERS
Bill Brandt Ford Inc	8100 BRENTWOOD BLVD	BRENTWOOD, CA 94513-1122	(925) 634-3551	NEW CAR DEALERS
Comcast Of Calif IV Inc	2535 SAND CREEK RD STE 140	BRENTWOOD, CA 94513-7188	(925) 349-3421	PUBLIC UTILITIES
Pacific Bell Telephone Company	645 2ND ST	BRENTWOOD, CA 94513-1350	(561) 627-3365	PUBLIC UTILITIES
A. A. R. Auto Sales	29 SPRUCE ST	BRENTWOOD, CA 94513-1118	(925) 548-6601	USED CAR DEALERS
Admnb International	6240 BRENTWOOD BLVD STE E	BRENTWOOD, CA 94513-5715	(209) 275-3149	USED CAR DEALERS
California Motors	7960 BRENTWOOD BLVD STE G	BRENTWOOD, CA 94513-1028	(510) 331-5500	USED CAR DEALERS
Db: Los Primos Auto Plaza	6571 BRENTWOOD BLVD	BRENTWOOD, CA 94513-2172	(925) 864-9045	USED CAR DEALERS
Fuego Motor Sports Ltd	6655 BRENTWOOD BLVD	BRENTWOOD, CA 94513-2173	(925) 813-8980	USED CAR DEALERS
Global Demand LLC Db: Global Auto Sales	6240 BRENTWOOD BLVD STE A	BRENTWOOD, CA 94513-5715	(925) 420-4939	USED CAR DEALERS
Gordon & Gordon Auto Sales	6280 BRENTWOOD BLVD C	BRENTWOOD, CA 94513-5715	(925) 642-5373	USED CAR DEALERS
Jimmy's Auto Wholesale	8175 BRENTWOOD BLVD	BRENTWOOD, CA 94513-1121	(925) 516-6900	USED CAR DEALERS
Kirk's Appraisal Service	380 CARROL CT STE I	BRENTWOOD, CA 94513-7353	(925) 634-1767	USED CAR DEALERS

X

Brentwood Municipal Code

[Up](#)
[Previous](#)
[Next](#)
[Main](#)
[Collapse](#)
[Search](#)
[Print](#)
[No Frames](#)

[Title 14 WATER](#)

Chapter 14.20 STORMWATER MANAGEMENT AND DISCHARGE CONTROL

14.20.010 Intent and purpose.

A. The intent of this chapter is to protect and enhance the water quality in the city of Brentwood's watercourses pursuant to, and consistent with the Porter-Cologne Water Quality Control Act (Water Code Section 13000 et seq.) and the Federal Clean Water Act (33 U.S.C. Section 1251 et seq.).

B. This chapter also carries out the conditions in the city's national pollutant discharge elimination system (NPDES) permit that require implementation of appropriate source control and site design measures and stormwater treatment measures for development projects.

C. It is the purpose of the city council in enacting this chapter to protect the health, safety and general welfare of Brentwood's citizens by:

1. Minimizing non-stormwater discharges, whose pollutants would otherwise degrade the water quality of local streams, to the stormwater system.
2. Minimizing increases in nonpoint source pollution caused by stormwater runoff from development that would otherwise degrade local water quality.
3. Controlling the discharge to the city's stormwater system from spills, dumping or disposal of materials other than stormwater.
4. Reducing stormwater run-off rates and volumes and nonpoint source pollution whenever possible, through stormwater management controls and ensuring that these management controls are properly maintained and pose no threat to public safety. (Ord. 929 § 2, 2014)

14.20.020 Definitions.

The following words and phrases when used in this chapter shall be as defined herein. Words and phrases in this chapter and not otherwise defined shall be interpreted as defined in the regulations issued by the U.S. Environmental Protection Agency to implement the provisions of the Federal Clean Water Act, and as defined by the State Water Resources Control Board to implement the Porter-Cologne Act:

“Best management practices” or “BMPs” are structural devices, measures, stormwater management facilities, activities, prohibitions, or practices; general good housekeeping, pollution prevention practices, maintenance procedures, and other management practices, to prevent or reduce the discharge of pollutants directly or indirectly to watercourses, water bodies, and wetlands.

“City's NPDES permit” shall mean the NPDES permit issued to the city of Brentwood [Permit No. CAS083313] and any subsequent amendment, reissuance or successor to this NPDES permit.

“Development runoff requirements” shall mean the provisions in the city's NPDES permit that contain performance standards to address both the construction and post-construction phase impacts of new projects and redeveloped projects on stormwater quality.

“Director” shall mean the public works director of the city of Brentwood or designee.

“Enforcement officer or officer” shall mean those individuals designated by the director to act as authorized enforcement officers.

“Guidebook” shall mean the most recent version of the Contra Costa Clean Water Program Stormwater C.3. Guidebook.

“Non-stormwater discharge” is any addition of any pollutant to the city's stormwater system, except discharges pursuant to a NPDES permit, or discharges further exempted in Section 14.20.060(C) and (D) of this chapter.

“Pollutant” shall mean any material other than stormwater including, but not limited to, petroleum products or by-products, solid waste, incinerator residue, sewage, sewage sludge, heat, chemical waste, biological materials, radioactive materials, wrecked or discarded equipment, rock, sand, soil and industrial, municipal or agricultural waste discharged into the water or stormwater system.

“Premises” shall mean any building, structure, facility, or installation, (including a building’s grounds or other appurtenances), and adjacent sidewalks and parking strips.

“Responsible person” shall mean the owner or occupant of any premises or who engages in any activity from which there is or may be a non-stormwater discharge or any person who releases pollutants to the city’s stormwater system.

“Stormwater” shall mean flow on the surface of the ground resulting from precipitation.

“Stormwater control plan” shall mean a plan that meets those criteria contained in the most recent version of the Contra Costa Clean Water Program Stormwater C.3. Guidebook.

“Stormwater management facility” shall mean any device that utilizes detention, retention, filtration, harvest for reuse, evapotranspiration or infiltration to provide treatment (and/or control volume, flows, and durations) of stormwater for purposes of compliance with development runoff requirements.

“Stormwater system” is that system of facilities by which stormwater may be conveyed to any stream, watercourse, other body of water or wetlands, including flood control channels, any roads with drainage systems, city streets, catch basins, curbs, gutters, ditches, improved channels, storm drains or storm drain system, which are not part of a publicly owned treatment works (“POTW”) as that term is defined in 40 CFR Section 122.2. (Ord. 929 § 2, 2014)

14.20.030 Responsibility for administration.

The director or designee shall administer this chapter for the city. (Ord. 929 § 2, 2014)

14.20.040 Construction and application.

This chapter shall be construed consistent with the requirements of the Federal Clean Water Act and amendments thereto or applicable implementing regulations and the city’s NPDES permit. (Ord. 929 § 2, 2014)

14.20.050 Stormwater control plan required.

A. In accordance with thresholds and effective dates in the city’s NPDES permit, every application for a development project, including, but not limited to, a rezoning, tentative map, parcel map, conditional use permit, variance, site development permit, design review, or building permit that is subject to the development runoff requirements in the city’s NPDES permit shall be accompanied by a stormwater control plan that meets the criteria in the most recent version of the Contra Costa Clean Water Program Stormwater C.3. Guidebook.

B. Implementation of an approved stormwater control plan and submittal of an approved stormwater control operation and maintenance plan by the applicant shall be a condition precedent to the issuance of a certificate of occupancy for a project subject to this section.

C. All stormwater management facilities shall be designed in a manner to minimize the need for maintenance and reduce the chances of failure. Design guidelines are outlined in the Guidebook.

D. All stormwater management facilities shall be maintained according to the Guidebook and the approved stormwater control operation and maintenance plan. The person(s) or organization(s) responsible for maintenance shall be designated in the stormwater control operation and maintenance plan. Unless a different time period is provided for in the plan, those responsible for maintenance shall inspect the stormwater management facility at least annually. The stormwater operation and maintenance plan shall also describe how the maintenance costs will be funded. Upon the failure of a responsible person to maintain a stormwater management facility in accordance with this chapter or the plan, the city may perform the maintenance and recover its costs from the responsible person as provided in Sections 14.20.190 and 14.20.200.

E. For access to stormwater management facilities for inspections and maintenance, recorded covenants or easements shall be provided by the property owner for access by the city, the Contra Costa Mosquito and Vector Control

District, and the Regional Water Quality Control Board. (Ord. 929 § 2, 2014)

14.20.060 Prohibited discharges.

- A. The release of non-stormwater discharges to the city stormwater system is prohibited.
- B. The discharge of stormwater from premises or an activity that causes or contributes to a violation of receiving water limitations in the city's NPDES permit is prohibited.
- C. The following discharges are exempt from the prohibition set forth in subsection A above:
 - 1. Any discharge in compliance with a NPDES permit issued to the discharger.
 - 2. Flows from riparian habitats and wetlands, diverted stream flows, flows from natural springs, rising ground waters, uncontaminated and unpolluted groundwater infiltration, single-family homes' pumped groundwater, foundation drains, and water from crawl space pumps and footing drains, and pumped groundwater from drinking water aquifers.
- D. The following discharges are exempt from the prohibition set forth in subsection A if and only if the discharges are in accordance with conditions including, but not limited to, specific conditions for each type of discharge set forth in Section C.15 of the city's NPDES permit: pumped groundwater from non-drinking-water aquifers; pumped groundwater from other sources, foundation drains, and water from crawl space pumps and footing drains; air conditioning condensate; planned discharges from routine operation and maintenance activities in the potable water distribution system; unplanned discharges from breaks, leaks, overflows, fire hydrant shearing, or emergency flushing of the potable water distribution system; emergency discharges of the potable water distribution system as a result of firefighting, unauthorized hydrant openings, or natural or man-made disasters; individual residential car washing; swimming pool, hot tub, spa, and fountain water discharges, and discharges from irrigation water, landscape irrigation, and lawn or garden watering. (Ord. 929 § 2, 2014)

14.20.070 Discharge in violation of NPDES permit.

Any discharge that would result in or contribute to a violation of the city's NPDES permit either separately considered or when combined with other discharges, is prohibited. Liability for any such discharge shall be the responsibility of the person causing or responsible for the discharge, and such person shall defend, indemnify and hold harmless the city in any administrative or judicial enforcement action relating to such discharge. (Ord. 929 § 2, 2014)

14.20.080 Unlawful discharge and unlawful connections.

- A. It is unlawful to establish, use, maintain or continue unauthorized drainage connections to the city's stormwater system, and to commence or continue any unauthorized discharges to the city's stormwater system.
- B. No discharge shall cause the following conditions, create a nuisance, or adversely affect beneficial uses of waters of the state:
 - 1. Floating, suspended or deposited macroscopic matter or foam;
 - 2. Bottom deposits or aquatic growth;
 - 3. Alterations of temperature, sediment load, nutrient load, or dissolved oxygen, which cause significant adverse impacts to native aquatic biota;
 - 4. Visible, floating, suspended or deposited oil or products of petroleum origin; or
 - 5. Substances present in concentrations or quantities which cause deleterious effects on aquatic biota, wildlife or waterfowl, or which render any of these unfit for human consumption. (Ord. 929 § 2, 2014)

14.20.090 Best management practices and standards.

- A. Generally. Any person owning or operating premises that may contribute pollutants to the city's stormwater system shall undertake best management practices to reduce the potential for pollutants entering the system to the maximum extent practicable. Examples of such premises include, but are not limited to, parking lots, gasoline stations, industrial facilities, and other commercial enterprises. Examples of best management practices include, but are not limited

to, those described in publications by the United States Environmental Protection Agency, the California Water Boards, the California Stormwater Quality Association, the Bay Area Stormwater Management Agencies Association, the Contra Costa Clean Water Program, and the city of Brentwood.

B. Litter. No person shall throw, deposit, leave, keep or permit to be thrown, deposited, placed, left or maintained, any refuse, rubbish, garbage or other discarded or abandoned objects, articles or other litter in or upon any street, alley, sidewalk, business place, creek, stormwater system, fountain, pool, lake, stream, river or any other body of water, or upon any public or private parcel of land so that the same might become a pollutant, except in containers or in lawfully established waste disposal facilities.

C. Sidewalks. The occupant or tenant, or in the absence of occupant or tenant, the owner or proprietor of any real property in front of which there is a paved sidewalk shall maintain said sidewalk free of dirt or litter to the maximum extent practicable. Sweepings from the sidewalk shall not be swept or otherwise made or allowed to go into the gutter or roadway, but shall be disposed of in receptacles maintained as required for the disposal of solid waste. This section constitutes an alternative procedure and shall not limit or restrict the city from the civil, criminal or administrative enforcement of this or other city ordinances in any other matter provided by law.

D. Maintenance of Facilities and Landscaped Areas. Best management practices shall be implemented to minimize the release of pesticides, fertilizers, herbicides, and other related materials used to maintain landscaping and facilities.

E. Parking Lots, Paved Areas and Related Stormwater Systems. Persons owning, operating or maintaining a paved parking lot, the paved areas of a gasoline station, a paved private street or road, and related stormwater systems shall clean those premises as frequently and thoroughly as practicable in a manner that does not result in the discharge of pollutants to the city's stormwater system. The director may require installation and maintenance of devices or facilities to prevent the discharge of trash or other pollutants from private parking lots, streets, roads, and drainage facilities into the storm drain system. Failure or refusal to comply with such requirement is prohibited and shall constitute a violation of this chapter.

F. Construction Activities. All construction projects shall incorporate site-specific BMPs, which can be a combination of BMPs from the California BMP Handbook, Construction, January 2003, the CalTrans Stormwater Quality Handbooks, Construction Site Best Management Practices Manual, March 2003, the San Francisco Bay Regional Water Quality Control Board Erosion and Sediment Control Field Manual, 2002, the city's grading and erosion control ordinance and other generally accepted engineering practices for erosion control as required by the director. The director may establish controls on the rate, volume, and duration of stormwater runoff from new developments as may be appropriate to minimize the discharge and transport of pollutants.

G. Notification of Intent and Compliance with General Permits. Each discharger associated with construction activity or other discharger described in any general stormwater permit addressing discharges, as may be adopted by the United States Environmental Protection Agency, the State Water Resources Control Board, or the California Regional Water Quality Control Board, San Francisco Bay Region [for East County: Central Valley Region], shall provide the director with the notice of intent, comply with and undertake all other activities required by any general stormwater permit applicable to such dischargers. Each discharger identified in an individual NPDES permit relating to stormwater discharges shall comply with and undertake all activities required by the permit.

H. Development Runoff Requirements. For each new development project subject to the development runoff requirements, every applicant will submit a stormwater control plan and implement conditions of approval that reduce stormwater pollutant discharges through the construction, operation and maintenance of treatment measures and other appropriate source control and site design measures. Similarly, increases in runoff volume, flows, and durations shall be managed in accordance with the development runoff requirements.

I. Stormwater Pollution Prevention Plan. The director may require any business or utility in the city that is engaged in activities that may result in non-stormwater discharges or runoff pollutants to develop and implement a stormwater pollution prevention plan, which must include an employee training program. Business activities which may require a stormwater pollution prevention plan include maintenance, storage, manufacturing, assembly, equipment operations, vehicle loading, fueling, vehicle maintenance, food handling or processing, or cleanup procedures, carried out partially or wholly out of doors.

J. Coordination with Hazardous Material Release Response and Inventory Plans. Any business subject to the Hazardous Material Release Response and Inventory Plan, Division 20, Chapter 6.95 of the California Health and Safety Code (commencing with Section 25500), shall include, in that Plan, provision for compliance with this chapter, including

the prohibitions of non-stormwater discharges and the requirement to reduce release of pollutants to the maximum extent practicable. (Ord. 929 § 2, 2014)

14.20.100 Authority to inspect.

A. Generally. Routine or scheduled inspections shall be based upon as reasonable a selection process as may be deemed necessary to carry out the intent of this chapter, including, but not limited to, random sampling or sampling in areas with evidence of stormwater contamination, evidence of the discharge of non-stormwater to the stormwater system, inspection of stormwater treatment and flow-control facilities for proper operation and evidence of routine and corrective maintenance, or similar activities. Inspections may also be conducted in conjunction with routine or scheduled inspections conducted by other public agencies or special districts, including, but not limited to, the Central Contra Costa sanitary district, the Contra Costa County fire protection district, county environmental health department, the Contra Costa mosquito and vector control district, or the Regional Water Quality Control Board. The city council may by resolution establish a schedule of fees for inspections.

B. Authority to Sample and Establish Sampling Devices. With the consent of the owner or occupant, or pursuant to a search or inspection warrant, any officer may establish on any property such devices as are reasonably necessary to conduct sampling or metering operations. During all authorized inspections, the officer may take any sample deemed necessary to aid in the pursuit of the inquiry or in the recordation of the activities on site.

C. Notification of Spills. All persons in charge of the premises or responsible for emergency response for the premises have a responsibility to train premises' personnel and maintain notification procedures to ensure that immediate notification is provided to the city of any suspected, confirmed or unconfirmed release of pollutants creating a risk of non-stormwater discharge into the city stormwater system.

As soon as any person in charge of the premises or responsible for emergency response for the premises has knowledge of any suspected, confirmed or unconfirmed release of non-stormwater discharge entering the city stormwater system, such person shall take all necessary steps to ensure the detection and containment and cleanup of such release and shall notify the city of the occurrence by telephoning the director. This notification requirement is in addition to and not in lieu of other required notifications.

D. Requirement to Test or Monitor. Any officer may require that any person engaged in any activity or owning or operating any premises that may cause or contribute to non-stormwater discharges, undertake such monitoring activities or analysis and furnish such reports as the officer may specify. The burden, including costs of these activities, analysis and reports shall bear a reasonable relationship to the need for the monitoring, analysis and reports and the benefits to be obtained. The recipient of such request shall undertake and provide the monitoring, analysis and reports required. (Ord. 929 § 2, 2014)

14.20.110 Violations.

A. The violation of any provision of this chapter, or failure to comply with any of the mandatory requirements of this article shall constitute a misdemeanor, except that notwithstanding any other provisions of this article, any violation constituting a misdemeanor under this chapter may, at the discretion of the officer or city attorney, be charged and prosecuted as an infraction.

B. Any person required to perform monitoring, analysis, reporting or corrective activity pursuant to this chapter by any officer may be informed of such decision, in writing, by a notice of violation. Any person aggrieved by the decision of the officer, may file a written appeal of the notice of violation to the director within ten days following the date of the notice of violation. Upon receipt of such request, the director shall request a report and recommendation from the officer and shall set the matter for hearing at the earliest practical date. At said hearing, all evidence and testimony deemed relevant and admissible by the director shall be considered, and the director may reject, affirm, or modify the officer's decision. Formal rules of evidence shall not apply. The decisions of the director shall be final. Failure to request a hearing or appear at the hearing shall constitute a waiver and failure to exhaust administrative remedies.

C. In addition to the penalties and procedures provided herein, any condition caused or permitted to exist in violation of any of the provisions of this chapter is a threat to the public health, safety and welfare. Such condition is hereby declared and deemed to be a nuisance, which may be abated as provided in this code, including the assessment of the costs of abatement which may be collected at the same time and in the same manner as ordinary municipal taxes as

provided by Government Code Section 38773.5, and by civil action to abate, enjoin or otherwise compel the cessation of such nuisance by the city attorney. (Ord. 929 § 2, 2014)

14.20.120 Penalty for violation.

A. Upon conviction of a misdemeanor, a person shall be subject to payment of a fine, or imprisonment, or both, not to exceed the limits set forth in California Government Code Section 36901.

B. Upon conviction of an infraction, a person shall be subject to payment of a fine, not to exceed the limits set forth in California Government Code Section 36900. (Ord. 929 § 2, 2014)

14.20.130 Continuing violation.

Every day that any violation of this chapter shall continue shall constitute a separate offense. (Ord. 929 § 2, 2014)

14.20.140 Concealment.

Concealing, aiding or abetting a violation of any provision of this chapter shall constitute a violation of such provision. (Ord. 929 § 2, 2014)

14.20.150 Acts potentially resulting in violation of the Federal Clean Water Act or Porter-Cologne Act.

Any person who violates any provision of this chapter, or the provisions of any permit issued pursuant to this chapter, or who releases a non-stormwater discharge, or who violates any cease and desist order, prohibition or effluent limitation, may also be in violation of the Federal Clean Water Act or the Porter-Cologne Act and may be subject to the enforcement provisions of those acts, including civil and criminal penalties. Any enforcement actions authorized pursuant to this chapter may also include notice to the violator of such potential liability pursuant to federal or state law. (Ord. 929 § 2, 2014)

14.20.160 Civil actions.

A. In addition to any other remedies provided in this chapter, any violation of this chapter may be enforced by civil action brought by the city. In any such action, the city may seek, as appropriate, any and all of the following remedies:

1. A temporary restraining order, preliminary injunction and permanent injunction;
2. An action for an unlawful business practice pursuant to Business and Professions Code Section 17206.

B. In addition any person violating this chapter shall be liable for:

1. Reimbursement for the costs of any investigation, inspection or monitoring which led to the discovery of the violation;
2. Costs incurred in removing, correcting, or terminating the adverse effect(s) resulting from the violation;
3. Compensatory damages for the loss of, or destruction to, water quality, wildlife, fish or aquatic life. Costs and damages under this subsection shall be paid to the city and shall be used exclusively for costs associated with monitoring and establishing a stormwater discharge pollution control system and implementing or enforcing the provisions of this chapter;
4. The cost of maintenance and repair of any BMP or stormwater management facility that is not maintained in accordance with the guidebook or the stormwater control plan;
5. The reasonable costs of preparing and bringing administrative action under this chapter. (Ord. 929 § 2, 2014)

14.20.170 Remedies not exclusive.

The remedies identified in this chapter are in addition to, and do not supersede or limit, any and all other remedies, administrative, civil or criminal. The remedies provided for herein shall be cumulative and not exclusive. (Ord. 929 § 2,

2014)

14.20.180 Fee.

All fees associated with this chapter shall be set forth in the city's master fee schedule as adopted by the Brentwood city council. (Ord. 929 § 2, 2014)

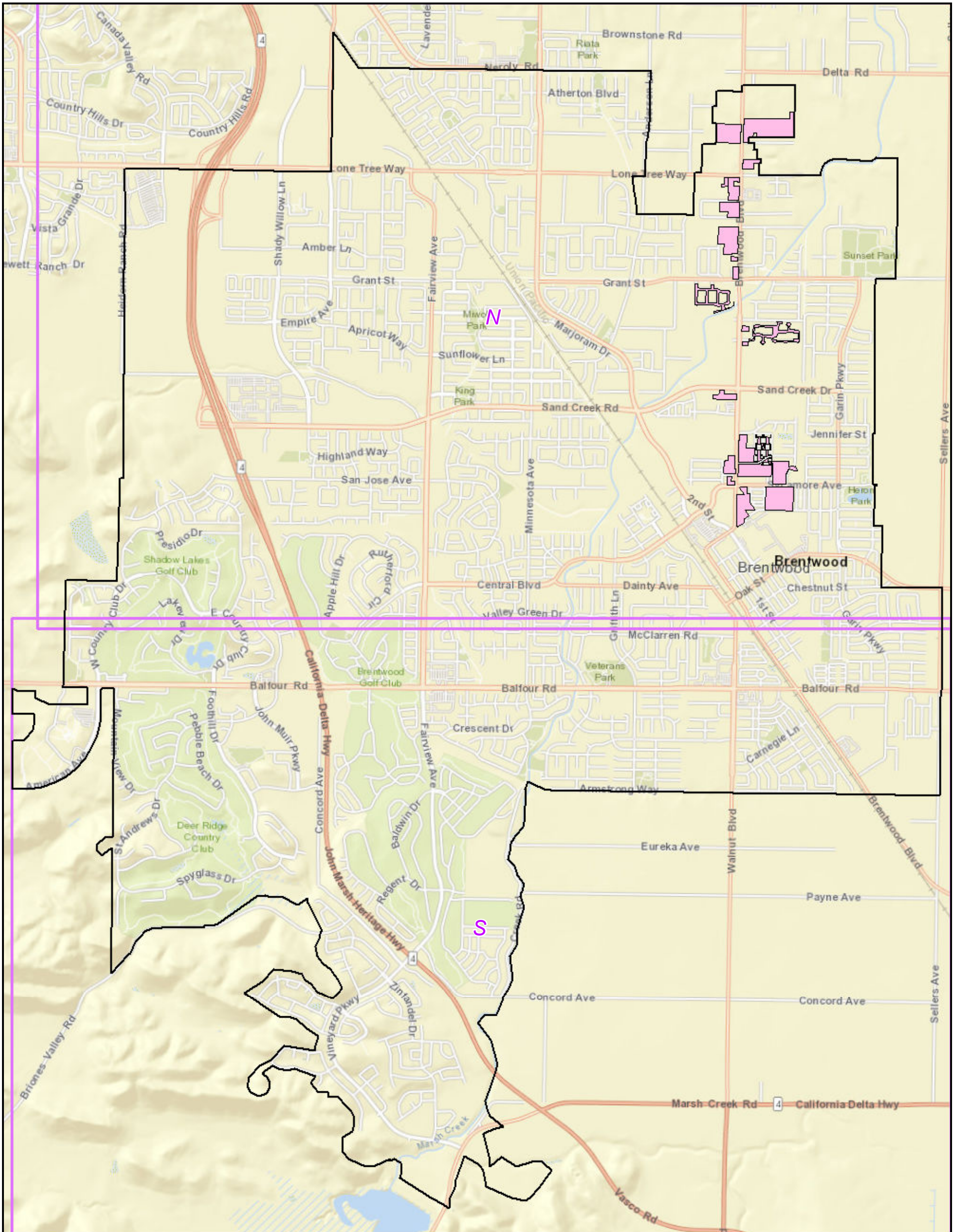
14.20.190 Enforcement officer.

For the purpose of Section 1.08.030 of this code, the city manager has designated code enforcement officers as enforcement officers. (Ord. 929 § 2, 2014)

14.20.200 Judicial review.

The provisions of Code of Civil Procedure Section 1094.5 are applicable to judicial review of determinations made by the director pursuant to this chapter. (Ord. 929 § 2, 2014)

View the [mobile version](#).



**Provision C.10.a.ii.b. Private Lands Drainage Area Map
Brentwood**



Prepared by

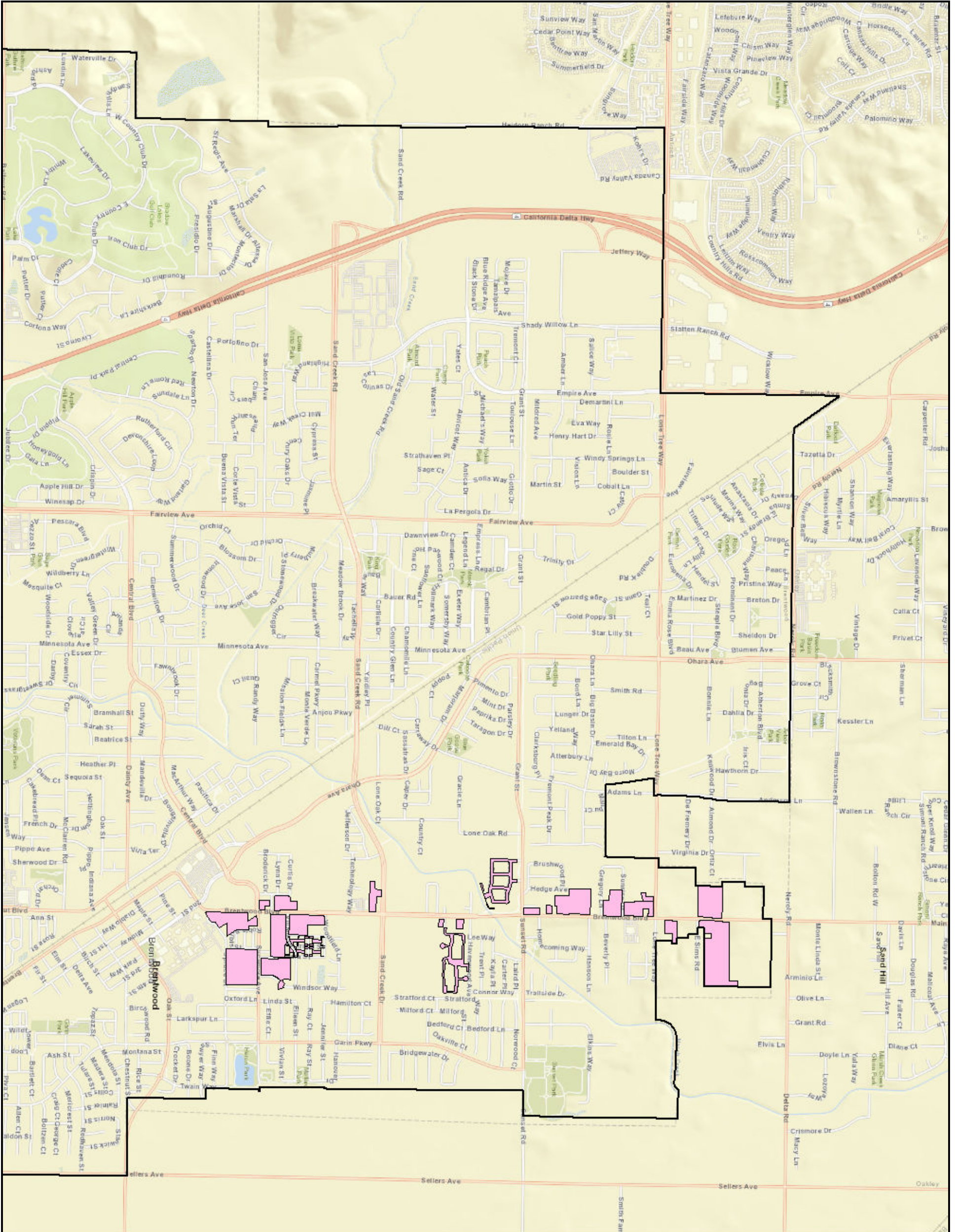


- Agency Boundary
- Map Matchline
- Preliminary PLDAs
- Excluded PLDA
- Potential PLDA Under Evaluation

Trash Control Status Summary	Acres
Potential PLDA Screening Area	147
Potential PLDA Under Evaluation	147
Potential PLDA Excluded to Date	0
Preliminary PLDA Within Screening Area	0
Preliminary PLDA Outside Screening Area	0

Date: 1/3/2019

0 0.25 0.5 1Miles



**Provision C.10.a.ii.b. Private Lands Drainage Area Map
Brentwood-N**



Prepared by

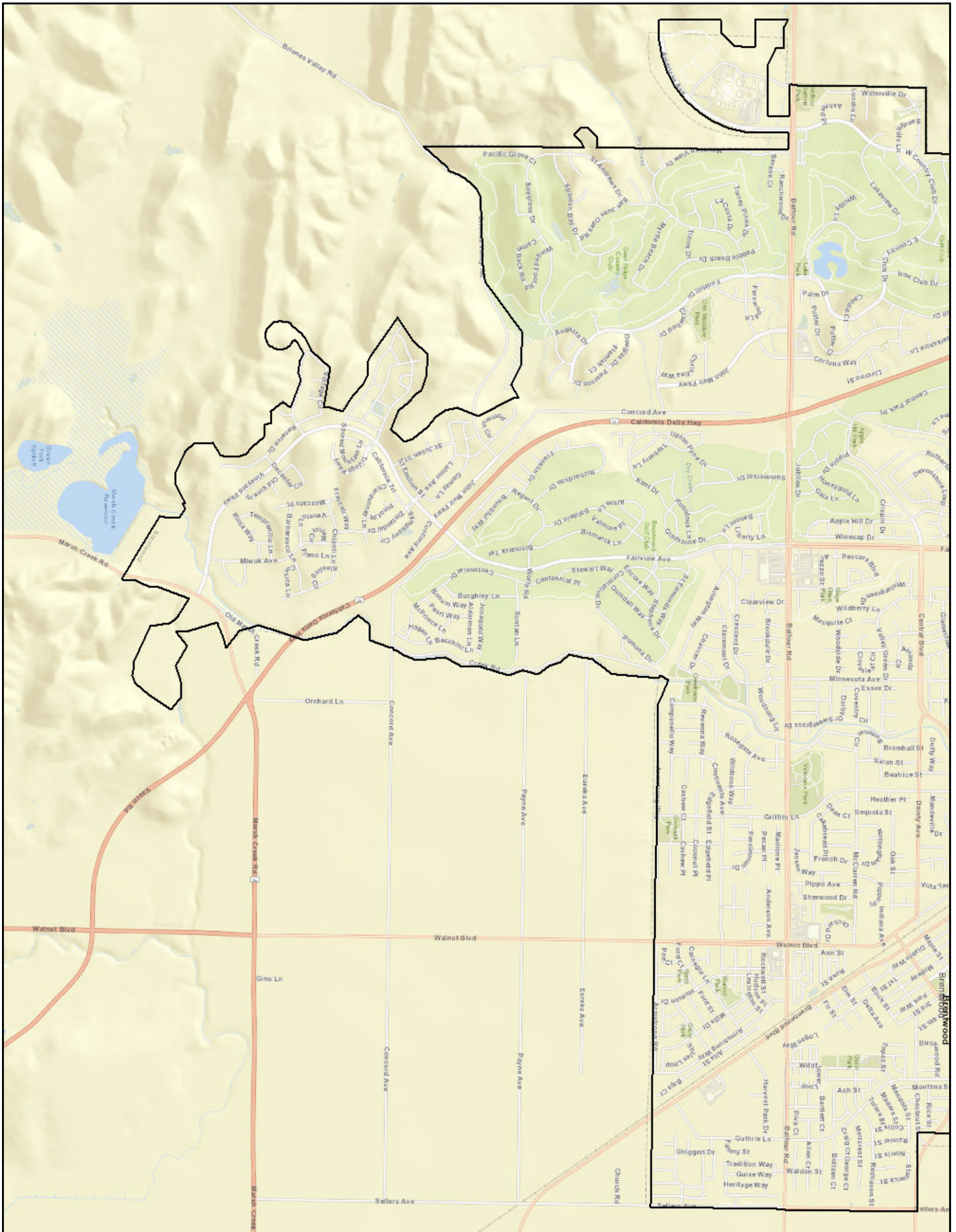


- Agency Boundary
- Preliminary PLDA
- Excluded PLDA
- Potential PLDA Under Evaluation

Trash Control Status Summary	Acres
Potential PLDA Screening Area	147
Potential PLDA Under Evaluation	147
Potential PLDA Excluded to Date	0
Preliminary PLDA Within Screening Area	0
Preliminary PLDA Outside Screening Area	0

Date: 1/3/2019

0 0.175 0.35 0.7 Miles



**Provision C.10.a.ii.b. Private Lands Drainage Area Map
Brentwood-S**



Prepared by



- Agency Boundary
- Preliminary PLDAs
- Excluded PLDA
- Potential PLDA Under Evaluation

Trash Control Status Summary	Acres
Potential PLDA Screening Area	147
Potential PLDA Under Evaluation	147
Potential PLDA Excluded to Date	0
Preliminary PLDA Within Screening Area	0
Preliminary PLDA Outside Screening Area	0

Date: 1/3/2019

0 0.175 0.35 0.7Miles