



## City of Pittsburg

Public Works Department  
Engineering Division  
65 Civic Avenue  
Pittsburg, CA 94565-3814  
(925) 252-4930

September 27, 2021

Michael Montgomery, Executive Officer  
California Regional Water Quality Control Board  
San Francisco Bay Region  
1515 Clay Street, Suite 1400  
Oakland, CA 94612

Dear Mr. Montgomery:

Enclosed is the Fiscal Year 2020-21 Annual Report for the City of Pittsburg, which is required by and in accordance with Provision C.17 in National Pollutant Discharge Elimination System (NPDES) Permit Number CAS612008 issued by the San Francisco Bay Regional Water Quality Control Board.

I certify under penalty of law that this document and all attachments were prepared under my direction or supervision in accordance with a system designed to assure that qualified personnel properly gathered and evaluated the information submitted. Based on my inquiry of the person or persons who manage the system, or those persons directly responsible for gathering the information, the information submitted is, to the best of my knowledge and belief, true, accurate, and complete. I am aware that there are significant penalties for submitting false information, including the possibility of fines and imprisonment for knowing violations.

Sincerely,

A handwritten signature in blue ink, appearing to read "Richard Abono".

Richard Abono  
City Engineer / Public Works Director

**Table of Contents**

<b>Section</b>	<b>Page</b>
Section 1 – Permittee Information .....	1-1
Section 2 – Provision C.2 Municipal Operations.....	2-1
Section 3 – Provision C.3 New Development and Redevelopment .....	3-1
Section 4 – Provision C.4 Industrial and Commercial Site Controls.....	4-1
Section 5 – Provision C.5 Illicit Discharge Detection and Elimination .....	5-1
Section 6 – Provision C.6 Construction Site Controls.....	6-1
Section 7 – Provision C.7 Public Information and Outreach.....	7-1
Section 9 – Provision C.9 Pesticides Toxicity Controls .....	9-1
Section 10 – Provision C.10 Trash Load Reduction .....	10-1
Section 11 – Provision C.11 Mercury Controls .....	11-1
Section 12 – Provision C.12 PCBs Controls .....	12-1
Section 13 – Provision C.13 Copper Controls .....	13-1
Section 15 – Provision C.15 Exempted and Conditionally Exempted Discharges.....	15-1

Section 1 – Permittee Information

Background Information				
<b>Permittee Name:</b>	City of Pittsburg			
<b>Population:</b>	74,869			
<b>NPDES Permit No.:</b>	CAS612008			
<b>Order Number:</b>	R2-2015-0049			
<b>Reporting Time Period (month/year):</b>	July 2020 through June 2021			
<b>Name of the Responsible Authority:</b>	Jolan Longway	<b>Title:</b>	Clean Water program Coordinator	
<b>Mailing Address:</b>	65 Civic Avenue			
<b>City:</b>	Pittsburg	<b>Zip Code:</b>	94565	<b>County:</b> Contra Costa
<b>Telephone Number:</b>	925-252-4930	<b>Fax Number:</b>		
<b>E-mail Address:</b>	jlongway@ci.pittsburg.ca.us			
<b>Name of the Designated Stormwater Management Program Contact (if different from above):</b>		<b>Title:</b>		
<b>Department:</b>	Public Works			
<b>Mailing Address:</b>	65 Civic Avenue			
<b>City:</b>	Pittsburg	<b>Zip Code:</b>	94565	<b>County:</b> Contra Costa
<b>Telephone Number:</b>		<b>Fax Number:</b>		
<b>E-mail Address:</b>				

**Section 2 - Provision C.2 Reporting Municipal Operations**

**Program Highlights and Evaluation**

Highlight/summarize activities for reporting year:

Summary:

The City of Pittsburg was a participant in the CCCWP Municipal Operations Committee for fiscal year 2020/2021. Public Works staff continued to conduct regular training sessions with their staff for proper BMP practices for the Corp Yards and as they perform their duties Citywide. The corporation yards continue to be inspected weekly in conjunction with site safety inspections.

**C.2.a. ► Street and Road Repair and Maintenance**

Place a **Y** in the boxes next to activities where applicable BMPs were implemented. If not applicable, type **NA** in the box and provide an explanation in the comments section below. Place an **N** in the boxes next to activities where applicable BMPs were not implemented for one or more of these activities during the reporting fiscal year, then in the comments section below provide an explanation of when BMPs were not implemented and the corrective actions taken.

Y	Control of debris and waste materials during road and parking lot installation, repaving or repair maintenance activities from polluting stormwater
Y	Control of concrete slurry and wastewater, asphalt, pavement cutting, and other street and road maintenance materials and wastewater from discharging to storm drains from work sites.
Y	Sweeping and/or vacuuming and other dry methods to remove debris, concrete, or sediment residues from work sites upon completion of work.

Comments:

**C.2.b. ► Sidewalk/Plaza Maintenance and Pavement Washing**

Place a **Y** in the boxes next to activities where applicable BMPs were implemented. If not applicable, type **NA** in the box and provide an explanation in the comments section below. Place an **N** in the boxes next to activities where applicable BMPs were not implemented for one or more of these activities during the reporting fiscal year, then in the comments section below provide an explanation of when BMPs were not implemented and the corrective actions taken.

Y	Control of wash water from pavement washing, mobile cleaning, pressure wash operations at parking lots, garages, trash areas, gas station fueling areas, and sidewalk and plaza cleaning activities from polluting stormwater
Y	Implementation of the BASMAA Mobile Surface Cleaner Program BMPs

Comments:

Public Works staff conduct pavement washing of the downtown plaza and sidewalks using a Factory Cat sweeper. These areas are maintained by our staff on a regular basis due to the high volume of public and private events such as farmers' markets, car shows, and other events. To ensure that best management practices are followed, the City provides the extra needed trash and recycling containers, dispose of the debris, and clean the plaza and sidewalk surfaces (largely permeable pavers).

**C.2.c. ► Bridge and Structure Maintenance and Graffiti Removal**

Place a **Y** in the boxes next to activities where applicable BMPs were implemented. If not applicable, type **NA** in the box and provide an explanation in the comments section below. Place an **N** in the boxes next to activities where applicable BMPs were not implemented for one or more of these activities during the reporting fiscal year, then in the comments section below provide an explanation of when BMPs were not implemented and the corrective actions taken.

NA	Control of discharges from bridge and structural maintenance activities directly over water or into storm drains
NA	Control of discharges from graffiti removal activities
NA	Proper disposal for wastes generated from bridge and structure maintenance and graffiti removal activities
NA	Implementation of the BASMAA Mobile Surface Cleaner Program BMPs for graffiti removal
NA	Employee training on proper capture and disposal methods for wastes generated from bridge and structural maintenance and graffiti removal activities.
NA	Contract specifications requiring proper capture and disposal methods for wastes generated from bridge and structural maintenance and graffiti removal activities.

Comments:

C.2.e. ► Rural Public Works Construction and Maintenance			
Does your municipality own/maintain rural <sup>1</sup> roads:		<input type="checkbox"/>	<b>Yes</b>
		<input type="checkbox"/>	<b>No</b>
If your answer is <b>No</b> then skip to <b>C.2.f.</b>			
Place a <b>Y</b> in the boxes next to activities where applicable BMPs were implemented. If not applicable, type <b>NA</b> in the box and provide an explanation in the comments section below. Place an <b>N</b> in the boxes next to activities where applicable BMPs were not implemented for one or more of these activities during the reporting fiscal year, then in the comments section below provide an explanation of when BMPs were not implemented and the corrective actions taken.			
<input type="checkbox"/>	Control of road-related erosion and sediment transport from road design, construction, maintenance, and repairs in rural areas		
<input type="checkbox"/>	Identification and prioritization of rural road maintenance based on soil erosion potential, slope steepness, and stream habitat resources		
<input type="checkbox"/>	No impact to creek functions including migratory fish passage during construction of roads and culverts		
<input type="checkbox"/>	Inspection of rural roads for structural integrity and prevention of impact on water quality		
<input type="checkbox"/>	Maintenance of rural roads adjacent to streams and riparian habitat to reduce erosion, replace damaging shotgun culverts and excessive erosion		
<input type="checkbox"/>	Re-grading of unpaved rural roads to slope outward where consistent with road engineering safety standards, and installation of water bars as appropriate		
<input type="checkbox"/>	Inclusion of measures to reduce erosion, provide fish passage, and maintain natural stream geomorphology when replacing culverts or design of new culverts or bridge crossings		
Comments including listing increased maintenance in priority areas:			

<sup>1</sup>Rural means any watershed or portion thereof that is developed with large lot home-sites, such as one acre or larger, or with primarily agricultural, grazing or open space uses.

C.2.f. ► Corporation Yard BMP Implementation	
Place an <b>X</b> in the boxes below that apply to your corporations yard(s):	
<input type="checkbox"/>	We do not have a corporation yard
<input type="checkbox"/>	Our corporation yard is a filed NOI facility and regulated by the California State Industrial Stormwater NPDES General Permit
<input checked="" type="checkbox"/>	We have a <b>Stormwater Pollution Prevention Plan (SWPPP)</b> for the Corporation Yard(s)
Place an <b>X</b> in the boxes below next to implemented SWPPP BMPs to indicate that these BMPs were implemented in applicable instances. If not applicable, type <b>NA</b> in the box. If one or more of the BMPs were not adequately implemented during the reporting fiscal year then indicate so and explain in the comments section below:	
<input checked="" type="checkbox"/>	Control of pollutant discharges to storm drains such as wash waters from cleaning vehicles and equipment
<input checked="" type="checkbox"/>	Routine inspection prior to the rainy seasons of corporation yard(s) to ensure non-stormwater discharges have not entered the storm drain system
<input checked="" type="checkbox"/>	Containment of all vehicle and equipment wash areas through plumbing to sanitary or another collection method
<input checked="" type="checkbox"/>	Use of dry cleanup methods when cleaning debris and spills from corporation yard(s) or collection of all wash water and disposing of wash water to sanitary or other location where it does not impact surface or groundwater when wet cleanup methods are used
<input checked="" type="checkbox"/>	Cover and/or berm outdoor storage areas containing waste pollutants

Comments:

The City has 4 maintenance yards, in 2013 and 2020 the Stormwater Pollutions Prevention Plan for all these facilities were updated to reflect the activities that occur at each of these yards.

The yards are inspected weekly in conjunction with the site safety inspection check. Issues and or corrective actions are addressed immediately within the same week. Corp Yard BMPs Include:

- **Non-stormwater Discharges & Spills:** Vacuum and dispose non-stormwater discharge properly. Routinely sweep and dispose of litter in trash. Use absorbent materials to clean up oily spots. Keep work sites clean and orderly.
- **Fleet maintenance & repair:** Inspect and report leaking vehicles. Avoid hosing down areas to prevent wash water from entering the storm drain system. Use dry cleanup methods and absorbent material for cleanup. Dispose of vehicle fluids according to laws and regulations. Collect leaking or dripping fluids in drip pans or containers. Place temporary roofs or cover over vehicles or equipment parked on lot awaiting repair or salvage. Discharge wash water to sanitary sewer. Have a designated indoor repair/maintenance shop prevents stormwater exposure and contamination. A trash receptacle near the wash rack allows easy access and reduces littering.
- **Fuel dispensing:** "Spot Clean" leaks routinely with absorbent material and dispose of properly. Fuel dispensing area is paved with concrete on a 2-4% slope to prevent ponding.
- **Outdoor container storage:** Protect materials from rainfall, run-on, and run-off dispersal. Minimize stormwater run-on by enclosing a building or building a berm around it. Place tight fitting lids on all containers. Storage of oil and hazardous material standards using spill prevention, secondary containment, leak detection, & emergency preparedness.
- **Outdoor storage of Raw Materials:** Store all materials inside or covered with a roof and bermed, or enclosed. Do not store materials on ground and place in secondary containment if applicable. Provide protection guards (bollards) around tanks.
- **Outdoor Loading / Unloading :** Use designated loading/unloading area to prevent surface pollution.
- **Waste handling and Disposal:** Cover storage containers or piles except when in use. Check storage containers for leaks, corrosion, or deterioration. Dispose of used or leftover automotive fluids, cleaning solutions, and solvents according to laws and regulations. Place waste containers under cover if possible.
- **Building & Grounds Maintenance:** Application of pesticides is done in accordance with the City's current IPM Policy. Dispose of grass clippings, leaves, or other vegetation as garbage or by composting. Check storage containers for leaks, corrosion, or deterioration. Cover and lock storage containers when not in use.
- **Municipal vehicle/heavy equipment parking; employee parking, etc.:** Sweep regularly to prevent or reduce discharge pollutants from parking/storage areas.
- **Equipment Repair:** Use designated indoor equipment maintenance area that is designed to prevent stormwater pollution.

If you have a corporation yard(s) that is not an NOI facility, complete the following table for inspection results for your corporation yard(s) or attach a summary including the following information:

Corporation Yard Name	Corp Yard Activities w/ site-specific SWPPP BMPs	Inspection Date <sup>2</sup>	Inspection Findings/Results	Date and Description of Follow-up and/or Corrective Actions
-----------------------	--	------------------------------	-----------------------------	---



**FY 2020 - 2021 Annual Report**  
**Permittee Name: City of Pittsburg**

**Permittee Information**

Main Corporation Yard	<p>The City implemented the BMPS listed previously for the following activities.</p> <ul style="list-style-type: none"> <li>• Non-stormwater discharges and spills</li> <li>• Fleet maintenance and Repair</li> <li>• Fuel Dispensing</li> <li>• Outdoor container storage</li> <li>• Outdoor storage of raw material</li> <li>• Outdoor loading/unloading area</li> <li>• Waste handling and disposal</li> <li>• Building &amp; Grounds Maintenance</li> <li>• Equipment Repair</li> </ul> <p>Municipal heavy vehicle equipment parking, employee parking</p>	9/25/20		
Water Treatment Plant	<p>The City implemented the BMPS listed previously for the following activities.</p> <ul style="list-style-type: none"> <li>• Non-stormwater discharges and spills</li> <li>• Fleet maintenance and Repair</li> <li>• Fuel Dispensing</li> <li>• Outdoor container storage</li> <li>• Waste handling and disposal</li> </ul>	9/8/2020		

<sup>2</sup> Minimum inspection frequency is once a year during September.

**FY 2020 - 2021 Annual Report**  
**Permittee Name: City of Pittsburg**

**Permittee Information**

	<ul style="list-style-type: none"> <li>• Building &amp; Grounds Maintenance</li> <li>• Equipment Repair</li> </ul> <p>Municipal heavy vehicle equipment parking, employee parking.</p> <p>In addition, the Water Treatment Plant implements BMPs for:</p> <ul style="list-style-type: none"> <li>- Outdoor storage of plant chemical tanks such as caustic soda with secondary containment units.</li> <li>- Basin/Pond/Filter system is routinely inspected to ensure areas are draining to the onsite settling pond. Routine inspections are conducted to ensure containment integrity.</li> </ul>			
<p>Marina Corporation Yard</p>	<p>The City implemented the BMPS listed previously for the following activities.</p> <ul style="list-style-type: none"> <li>• Outdoor container storage</li> <li>• Outdoor storage of raw material</li> <li>• Waste handling and disposal</li> <li>• Building &amp; Grounds Maintenance</li> </ul> <p>In addition, the Marina Yard incorporates BMPS for the following:</p> <ul style="list-style-type: none"> <li>• Head and Bilge Pump outs: The City also has a sewage pump out boat with trained personnel to</li> </ul>	<p>2/24/2020</p>		

	<p>properly pump out and dispose of septic wastes.</p> <ul style="list-style-type: none"> <li>• Boat Disposal: for sunken boats, power is disconnected, absorbents and booms are placed around the boat. National response Center, Cal OES, Cupa, and Coast Guard are notified.</li> </ul> <p>Over water spills which can be contained by staff are boomed off. Larger spills are reported to CUPA emergency.</p>			
<p>Environmental Facility</p>	<p>The City implemented the BMPS listed previously for the following activities.</p> <ul style="list-style-type: none"> <li>• Non-stormwater discharges and spills</li> <li>• Fleet maintenance and Repair</li> <li>• Fuel Dispensing</li> <li>• Outdoor container storage</li> <li>• Outdoor storage of raw material</li> <li>• Outdoor loading/unloading area</li> <li>• Waste handling and disposal</li> <li>• Building &amp; Grounds Maintenance</li> <li>• Equipment Repair</li> </ul> <p>Municipal heavy vehicle equipment parking, employee parking</p>	<p>9/25/20</p>		

	<p>In addition, the Environmental Center staff follow all federal, state, and local laws (IPM policy) with regards to the use of fertilizers and pesticides. Never apply pesticides if precipitation is predicted or occurring. Only use the minimum application needed. The Environmental Center Facility has large open spaces, whose cover are maintained regularly to prevent erosion.</p>			
--	--	--	--	--

**Section 3 - Provision C.3 Reporting New Development and Redevelopment**

**C.3.b.iv.(2) ► Regulated Projects Reporting**

Fill in attached table **C.3.b.iv.(2)** or attach your own table including the same information.

**C.3.e.iv. ► Alternative or In-Lieu Compliance with Provision C.3.c.**

Is your agency choosing to require 100% LID treatment onsite for all Regulated Projects and not allow alternative compliance under Provision C.3.e.?	<input type="checkbox"/>	<b>Yes</b>	<input checked="" type="checkbox"/>	<b>No</b>
--	--------------------------	------------	-------------------------------------	-----------

Comments (optional):

**C.3.e.v ► Special Projects Reporting**

1. In FY 2020-21, has your agency received, but not yet granted final discretionary approval of, a development permit application for a project that has been identified as a potential Special Project based on criteria listed in MRP Provision C.3.e.ii(2) for any of the three categories of Special Projects (Categories A, B or C)?	<input type="checkbox"/>	<b>Yes</b>	<input checked="" type="checkbox"/>	<b>No</b>
2. In FY 2020-21, has your agency granted final discretionary approval to a Special Project? If yes, include the project in both the <b>C.3.b.iv.(2)</b> Table, and the <b>C.3.e.v.</b> Table.	<input type="checkbox"/>	<b>Yes</b>	<input checked="" type="checkbox"/>	<b>No</b>

If you answered "Yes" to either question,  
 1) Complete Table C.3.e.v.  
 2) Attach narrative discussion of 100% LID Feasibility or Infeasibility for each project.  
 Not Applicable

**C.3.h.v.(2) ► Reporting Newly Installed Stormwater Treatment Systems and HM Controls (Optional)**

On an annual basis, before the wet season, provide a list of newly installed (installed within the reporting year) stormwater treatment systems and HM controls to the local mosquito and vector control agency and the Water Board. The list shall include the facility locations and a description of the stormwater treatment measures and HM controls installed.

The following projects are currently under construction:

The Atchison Apartments 2575 Railroad Avenue  
 Veterans Square Apartments 901 Los Medanos Street  
 Beacon Villas Apartments 555 W 10<sup>th</sup> Street  
 Tuscany Meadows Subdivision Buchanan Road  
 Diablo Energy Storage

**C.3.h.v.(3)(a) –(c) and (f) ► Installed Stormwater Treatment Systems Operation and Maintenance Verification Inspection Program Reporting**

<b>Site Inspections Data</b>	<b>Number/Percentage</b>
Total number of Regulated Projects (including offsite projects, and Regional Projects) in your agency's database or tabular format at the end of the previous fiscal year (FY19-20 )	23
Total number of Regulated Projects (including offsite projects, and Regional Projects) in your agency's database or tabular format at the end of the reporting period (FY 20-21)	27
Total number of Regulated Projects (including offsite projects, and Regional Projects) for which O&M verification inspections were conducted during the reporting period (FY 20-21)	11
Percentage of the total number of Regulated Projects (including offsite projects, and Regional Projects) inspected during the reporting period (FY 20-21)	47% <sup>3</sup>

**C.3.h.v.(3)(d)-(e) ► Installed Stormwater Treatment Systems Operation and Maintenance Verification Inspection Program Reporting**

Provide a discussion of the inspection findings for the year and any common problems encountered with various types of treatment systems and/or HM controls. This discussion should include a general comparison to the inspection findings from the previous year. Staff will be working with these property owners to replant vegetation or replace with appropriate vegetation.

<sup>3</sup> Based on the number of Regulated Projects in the database or tabular format at the end of the previous fiscal year, per MRP Provision C.3.h.ii.(6)(b).

Provide a discussion of the effectiveness of the O&M Program and any proposed changes to improve the O&M Program (e.g., changes in prioritization plan or frequency of O&M inspections, other changes to improve effectiveness program).

Summary:

No changes to the O&M program are warranted at this time.

**C.3.i. ► Required Site Design Measures for Small Projects and Detached Single Family Home Projects**

On an annual basis, discuss the implementation of the requirements of Provision C.3.i, including ordinance revisions, permit conditions, development of standard specifications and/or guidance materials, and staff training.

Summary:

Applicants for development approvals for projects creating or replacing more than 2,500 square feet but less than 10,000 square feet of impervious area, and single-family homes creating or replacing more than 2,500 square feet of impervious area, are required to submit a Stormwater Control Plan for a Small Land Development Project that meets the criteria in Appendix C of the Contra Costa Clean Water Program's *Stormwater C.3 Guidebook*. Appendix C includes minimum specifications for runoff reduction measures.

**C.3.j.i.(5)(d) ► Green Infrastructure Outreach**

On an annual basis, provide a summary of your agency's outreach and education efforts pertaining to Green Infrastructure planning and implementation.

Summary:

Green Infrastructure is a regularly scheduled topic of the City's monthly interdepartmental Development Review Team meetings. Updates on key milestones regarding the development of the plan and potential projects are regularly discussed.

Please refer to the CCCWP's FY 20-21 Annual Report for a summary of outreach efforts implemented at the countywide level.

**C.3.j.ii.(2) ► Early Implementation of Green Infrastructure Projects**

On an annual basis, submit a list of green infrastructure projects, public and private, that are already planned for implementation during the permit term and infrastructure projects planned for implementation during the permit term that have potential for green infrastructure measures. Include the following information:

- A summary of planning or implementation status for each public and private green infrastructure project that is not also a Regulated Project as defined in Provision C.3.b.ii. (see C.3.j.ii.(2) Table B - Planned Green Infrastructure Projects).
- A summary of how each public infrastructure project with green infrastructure potential will include green infrastructure measures to the maximum extent practicable during the permit term. For any public infrastructure project where implementation of green infrastructure measures is not practicable, submit a brief description of the project and the reasons green infrastructure measures were impracticable to implement (see C.3.j.ii.(2) Table A - Public Projects Reviewed for Green Infrastructure).

Background Information:  
Describe how this provision is being implemented by your agency, including the process used by your agency to identify projects with potential for green infrastructure, if applicable.  
Refer to the May 6, 2016 BASMAA document, "Guidance for Identifying Green Infrastructure Potential in Municipal Capital Improvement Projects."

Summary of Planning or Implementation Status of Identified Projects:  
See attached Tables C.3.j.ii.(2)-A and C.3.j.ii.(2)-B for the required information.

**C.3.j.iii.(2) and (3) ► Participate in Processes to Promote Green Infrastructure**

On an annual basis, report on the goals and outcomes during the reporting year of work undertaken to participate in processes to promote green infrastructure.

Please refer to CCCWP's FY 20-21 Annual Report for a summary of efforts conducted to help regional, state, and Federal agencies plan, design, and fund incorporation of green infrastructure measures into local infrastructure projects, including transportation projects.

**C.3.j.iv.(2) and (3) ► Tracking and Reporting Progress**

On an annual basis, report progress on development and implementation of methods to track and report implementation of green infrastructure measures and provide reasonable assurance that wasteload allocations for TMDLs are being met.



Please refer to CCCWP's FY 20-21 Annual Report for a summary of methods being developed to track and report implementation of green infrastructure measures. The City has recently implemented the migration of City assets into the Cityworks database system. As green infrastructure projects are constructed, these facilities will also be added to the City's database.

**C.3.b.iv.(2) ► Regulated Projects Reporting Table (part 1) – Projects Approved During the Fiscal Year Reporting Period**

Project Name Project No.	Project Location <sup>4</sup> , Street Address	Name of Developer	Project Phase No. <sup>5</sup>	Project Type & Description <sup>6</sup>	Project Watershed <sup>7</sup>	Total Site Area (Acres)	Total Area of Land Disturbed (Acres)	Total New Impervious Surface Area (ft <sup>2</sup> ) <sup>8</sup>	Total Replaced Impervious Surface Area (ft <sup>2</sup> ) <sup>9</sup>	Total Pre-Project Impervious Surface Area <sup>10</sup> (ft <sup>2</sup> )	Total Post-Project Impervious Surface Area <sup>11</sup> (ft <sup>2</sup> )
<b>Private Projects</b>											
Atchison Apartments	2575 Railroad Avenue	Integrated Community Development	n/a	202 multi-family family dwelling units	New York Slough	3.94	3.94	292	151,944	169,361	152,567
<b>Public Projects</b>											
Pittsburg Bart Pedestrian and Bicycle Connectivity Project	California Avenue, Railroad Ave, and Bliss Avenue	COP	n/a	Redevelopment	New York Slough	5.1	1.9	61,466	20,650	159,510	220,976
Comments:											

<sup>4</sup>Include cross streets

<sup>5</sup>If a project is being constructed in phases, indicate the phase number and use a separate row entry for each phase. If not, enter "NA".

<sup>6</sup>Project Type is the type of development (i.e., new and/or redevelopment). Example descriptions of development are: 5-story office building, residential with 160 single-family homes with five 4-story buildings to contain 200 condominiums, 100 unit 2-story shopping mall, mixed use retail and residential development (apartments), industrial warehouse.

<sup>7</sup>State the watershed(s) in which the Regulated Project is located. Downstream watershed(s) may be included, but this is optional.

<sup>8</sup>All impervious surfaces added to any area of the site that was previously existing pervious surface.

<sup>9</sup>All impervious surfaces added to any area of the site that was previously existing impervious surface.

<sup>10</sup>For redevelopment projects, state the pre-project impervious surface area.

<sup>11</sup>For redevelopment projects, state the post-project impervious surface area.

**C.3.b.iv.(2) ► Regulated Projects Reporting Table (part 2) –  
 Projects Approved During the Fiscal Year Reporting Period  
 (private projects)**

Project Name Project No.	Application Deemed Complete Date <sup>12</sup>	Application Final Approval Date <sup>13</sup>	Source Control Measures <sup>14</sup>	Site Design Measures <sup>15</sup>	Treatment Systems Approved <sup>16</sup>	Type of Operation & Maintenance Responsibility Mechanism <sup>17</sup>	Hydraulic Sizing Criteria <sup>18</sup>	Alternative Compliance Measures <sup>19/20</sup>	Alternative Certification <sup>21</sup>	HM Controls <sup>22/23</sup>
<b>Private Projects</b>										
Atchison Apartments	April 28, 2020	10/7/2020	Properly designed trash storage areas, efficient irrigation systems, miscellane ous drain water from boiler drain lines conveyed to landscap- ing areas	Conservati on of natural areas where possible.	Bioretention facilities and flow through planters	O&M Agreement with Owner to maintain facilities	1a	n/a	n/a	Biodetentio n system

<sup>12</sup>For private projects, state project application deemed complete date. If the project did not go through discretionary review, report the building permit issuance date.

<sup>13</sup>For private projects, state project application final discretionary approval date. If the project did not go through discretionary review, report the building permit issuance date.

<sup>14</sup>List source control measures approved for the project. Examples include: properly designed trash storage areas; storm drain stenciling or signage; efficient landscape irrigation systems; etc.

<sup>15</sup>List site design measures approved for the project. Examples include: minimize impervious surfaces; conserve natural areas, including existing trees or other vegetation, and soils; construct sidewalks, walkways, and/or patios with permeable surfaces, etc.

<sup>16</sup>List all approved stormwater treatment system(s) to be installed onsite or at a joint stormwater treatment facility (e.g., flow through planter, bioretention facility, infiltration basin, etc.).

<sup>17</sup>List the legal mechanism(s) (e.g., O&M agreement with private landowner; O&M agreement with homeowners' association; O&M by public entity, etc...) that have been or will be used to assign responsibility for the maintenance of the post-construction stormwater treatment systems.

<sup>18</sup>See Provision C.3.d.i. "Numeric Sizing Criteria for Stormwater Treatment Systems" for list of hydraulic sizing design criteria. Enter the corresponding provision number of the appropriate criterion (i.e., 1.a., 1.b., 2.a., 2.b., 2.c., or 3).

<sup>19</sup>For Alternative Compliance at an offsite location in accordance with Provision C.3.e.i.(1), on a separate page, give a discussion of the alternative compliance site including the information specified in Provision C.3.b.iv.(2)(m)(i) for the offsite project.

<sup>20</sup>For Alternative Compliance by paying in-lieu fees in accordance with Provision C.3.e.i.(2), on a separate page, provide the information specified in Provision C.3.b.iv.(2)(m)(ii) for the Regional Project.

<sup>21</sup>Note whether a third party was used to certify the project design complies with Provision C.3.d.

<sup>22</sup>If HM control is not required, state why not.

<sup>23</sup>If HM control is required, state control method used (e.g., method to design and size device(s) or method(s) used to meet the HM Standard, and description of device(s) or method(s) used, such as detention basin(s), biodetention unit(s), regional detention basin, or in-stream control).

**C.3.b.iv.(2) ► Regulated Projects Reporting Table (part 2) –  
 Projects Approved During the Fiscal Year Reporting Period  
 (private projects)**

Project Name Project No.	Application Deemed Complete Date <sup>12</sup>	Application Final Approval Date <sup>13</sup>	Source Control Measures <sup>14</sup>	Site Design Measures <sup>15</sup>	Treatment Systems Approved <sup>16</sup>	Type of Operation & Maintenance Responsibility Mechanism <sup>17</sup>	Hydraulic Sizing Criteria <sup>18</sup>	Alternative Compliance Measures <sup>19/20</sup>	Alternative Certification <sup>21</sup>	HM Controls <sup>22/23</sup>

**C.3.b.iv.(2) ► Regulated Projects Reporting Table (part 2) –  
 Projects Approved During the Fiscal Year Reporting Period  
 (public projects)**

Project Name Project No.	Approval Date <sup>24</sup>	Date Construction Scheduled to Begin	Source Control Measures <sup>25</sup>	Site Design Measures <sup>26</sup>	Treatment Systems Approved <sup>27</sup>	Operation & Maintenance Responsibility Mechanism <sup>28</sup>	Hydraulic Sizing Criteria <sup>29</sup>	Alternative Compliance Measures <sup>30/31</sup>	Alternative Certification <sup>32</sup>	HM Controls <sup>33/34</sup>
<b>Public Projects</b>										
Pittsburg Bart Pedestrian and Bicycle Connectivity Project	TBD – project still in final design phase	TBD	Efficient landscaping system, placement of trash receptacles	Conserve natural areas including existing trees, vegetation and soils	Bioretention facility	City of Pittsburgh will maintain facility in perpetuity	1a	A portion of the regulated project and a portion of existing public street will be treated downstream in a bioretention basin	n/a	HM controls is not needed as the receiving water body is tidally influenced.
Comments:										

<sup>24</sup>For public projects, enter the plans and specifications approval date.

<sup>25</sup>List source control measures approved for the project. Examples include: properly designed trash storage areas; storm drain stenciling or signage; efficient landscape irrigation systems; etc.

<sup>26</sup>List site design measures approved for the project. Examples include: minimize impervious surfaces; conserve natural areas, including existing trees or other vegetation, and soils; construct sidewalks, walkways, and/or patios with permeable surfaces, etc.

<sup>27</sup>List all approved stormwater treatment system(s) to be installed onsite or at a joint stormwater treatment facility (e.g., flow through planter, bioretention facility, infiltration basin, etc.).

<sup>28</sup>List the legal mechanism(s) (e.g., maintenance plan for O&M by public entity, etc.) that have been or will be used to assign responsibility for the maintenance of the post-construction stormwater treatment systems.

<sup>29</sup>See Provision C.3.d.i. "Numeric Sizing Criteria for Stormwater Treatment Systems" for list of hydraulic sizing design criteria. Enter the corresponding provision number of the appropriate criterion (i.e., 1.a., 1.b., 2.a., 2.b., 2.c., or 3).

<sup>30</sup>For Alternative Compliance at an offsite location in accordance with Provision C.3.e.i.(1), on a separate page, give a discussion of the alternative compliance site including the information specified in Provision C.3.b.iv.(2)(m)(i) for the offsite project.

<sup>31</sup>For Alternative Compliance by paying in-lieu fees in accordance with Provision C.3.e.i.(2), on a separate page, provide the information specified in Provision C.3.b.iv.(2)(m)(ii) for the Regional Project.

<sup>32</sup>Note whether a third party was used to certify the project design complies with Provision C.3.d.

<sup>33</sup>If HM control is not required, state why not.

<sup>34</sup>If HM control is required, state control method used (e.g., method to design and size device(s) or method(s) used to meet the HM Standard, and description of device(s) or method(s) used, such as detention basin(s), bioretention unit(s), regional detention basin, or in-stream control).

**C.3.h.v.(2). ► Table of Newly Installed<sup>35</sup> Stormwater Treatment Systems and Hydromodification Management (HM) Controls (Optional)**

Fill in table below or attach your own table including the same information.

Name of Facility	Address of Facility	Party Responsible <sup>36</sup> For Maintenance	Type of Treatment/HM Control(s)
America's Tires	2220 Railroad Avenue	Property Owner	Bioretention basin
SEG Trucking	1600 Loveridge Road	Property Owner	Bioretention basin

<sup>35</sup> "Newly Installed" includes those facilities for which the final installation inspection was performed during this reporting year.

<sup>36</sup>State the responsible operator for installed stormwater treatment systems and HM controls.

C.3.e.v.Special Projects Reporting Table												
Reporting Period – July 1 2020 - June 30, 2021												
Project Name & No.	Permittee	Address	Application Submittal Date <sup>37</sup>	Status <sup>38</sup>	Description <sup>39</sup>	Site Total Acreage	Gross Density DU/Acre	Density FAR	Special Project Category <sup>40</sup>	LID Treatment Reduction Credit Available <sup>41</sup>	List of LID Stormwater Treatment Systems <sup>42</sup>	List of Non-LID Stormwater Treatment Systems <sup>43</sup>
The City of Pittsburg did not process any project applications for Special Projects this fiscal year.												

<sup>37</sup>Date that a planning application for the Special Project was submitted.

<sup>38</sup> Indicate whether final discretionary approval is still pending or has been granted, and provide the date or version of the project plans upon which reporting is based.

<sup>39</sup>Type of project (commercial, mixed-use, residential), number of floors, number of units, type of parking, and other relevant information.

<sup>40</sup> For each applicable Special Project Category, list the specific criteria applied to determine applicability. For each non-applicable Special Project Category, indicate n/a.

<sup>41</sup>For each applicable Special Project Category, state the maximum total LID Treatment Reduction Credit available. For Category C Special Projects also list the individual Location, Density, and Minimized Surface Parking Credits available.

<sup>42</sup>: List all LID stormwater treatment systems proposed. For each type, indicate the percentage of the total amount of runoff identified in Provision C.3.d. for the Special Project's drainage area.

<sup>43</sup>List all non-LID stormwater treatment systems proposed. For each type of non-LID treatment system, indicate: (1) the percentage of the total amount of runoff identified in Provision C.3.d. for the Special Project's drainage area, and (2) whether the treatment system either meets minimum design criteria published by a government agency or received certification issued by a government agency, and reference the applicable criteria or certification.

**FY 2020 - 2021 Annual Report**  
**Permittee Name: City of Pittsburgh**

**C.3 – New Development and Redevelopment**

**Special Projects Narrative**  
Not Applicable



<b>C.3.j.ii.(2) ► Table A - Public Projects Reviewed for Green Infrastructure</b>				
<b>Project Name and Location<sup>44</sup></b>	<b>Project Description</b>	<b>Status<sup>45</sup></b>	<b>GI Included?<sup>46</sup></b>	<b>Description of GI Measures Considered and/or Proposed or Why GI is Impracticable to Implement<sup>47</sup></b>
ST-2 BART Pedestrian /Bicycle Connectivity Project	This project includes multiuse Class I bikeways and Class IV buffered bikeways (PBTF eligible) within existing public right-of-way, additional parallel parking, trail lighting, and other site improvements that will coordinate with a multimodal transfer facility. This project includes regulated portions, however, the treatment facility constructed for the project will also treat existing portions of roadway that are adjacent to the project ( not regulated).	Designs at 90% completion as of 7/19/2021. Project in permitting process with Caltrans. Right of way still to be dedicated to the City.	yes	Bioretention will be constructed
ST-5: Street Median/Landscaping Improvements	This project includes the construction of new street medians/landscaping in various locations throughout the City	Awaiting funding City has also conducted public workshops for development of policies for pedestrian and bike safety. These outreach events will be conducted for one year to help	Landscaping project	Diversion of road runoff into median planter areas

<sup>44</sup> List each public project that is going through your agency's process for identifying projects with green infrastructure potential.

<sup>45</sup> Indicate status of project, such as: beginning design, under design (or X% design), projected completion date, completed final design date, etc.

<sup>46</sup> Enter "Yes" if project will include GI measures, "No" if GI measures are impracticable to implement, or "TBD" if this has not yet been determined.

<sup>47</sup> Provide a summary of how each public infrastructure project with green infrastructure potential will include green infrastructure measures to the maximum extent practicable during the permit term. If review of the project indicates that implementation of green infrastructure measures is not practicable, provide the reasons why green infrastructure measures are impracticable to implement.

		establish Citywide improvements to encourage more pedestrian and bike activity Citywide. Concepts for these improvements include vegetated buffers and bulb outs for more efficient pedestrian and bike crossings.		
ST-10:El Pueblo Area Reconstruction / ADA Improvements	Reconstruction of the remaining streets in the El Pueblo Area including Treatro Street, Del Tren Avenue, and Hermosa. Project includes ADA and other pedestrian safety improvements.	Awaiting funding	TBD	TBD
ST-15: East Third Street Streetscape Improvements	This project will design and construct streetscape improvements along East Third Street. Portions of the roadway will need to be widened, while a "road diet" will be performed on other sections with a reduction from four through lanes, parking lanes and median to two through lanes, turning lanes, parking lanes and Class 2 bicycle lanes. Sidewalk will be widened and installed. Bus pull-outs and curb "bulb-outs" will also be included to enhance	Awaiting funding  The City has received an application for development on an adjacent parcel. City has drafted conditions of approval that will require developer to provide these GI improvements in conjunction with parking requirements for the project.	TBD	TBD

**FY 2020 - 2021 Annual Report**  
**Permittee Name: City of Pittsburg**

**C.3 – New Development and Redevelopment**

	the area's walkability and promote alternative modes of transportation.			
ST-18: School Area Safety Improvements	This project will design and construct rectangular rapidly flashing beacon (RRFB) systems for school crosswalks located at 8 locations.	Bidding	No	Project only involves the installation of electrical equipment. Project is complete
ST-27: Bailey Road Operational Safety improvements	This project will provide safety improvement, including pavement rehabilitation, restriping and shoulder improvements, to the City owned southern portion of Bailey Road between Concord and Keller Canyon Landfill.	Awaiting funding	TBD	TBD
ST-29: Westbound HWY 4 Offramp at Railroad Avenue	This project includes planning, design and construction of a westbound off-ramp on State Route 4 at Railroad Avenue. A traffic analysis is needed to address impacts on traffic patterns along California Avenue, Harbor Street and Railroad Avenue.	Unfunded	TBD	TBD
ST-30: East Leland / Los Medanos College (Eastern Entrance)	This project will increase the length of the left turn pocket on eastbound East Leland Road at Century Blvd. This project is expected to decrease the length of the queue backing-up in the number one lane and provide eastbound vehicles added safety	Awaiting funding	TBD	N/A

	entering/exiting the Los Medanos driveway.			
ST-31: Century Boulevard Class III Bicycle Facility	This project will re-stripe Century Boulevard from the city limits at Auto Center Drive to the Los Medanos Wasteway, to provide a Class III bicycle facility. The project will restripe this section of Century Blvd to provide two 11' through lanes and a 4' shoulder instead.	Awaiting funding	NO	GI is not practical since the project only involves re-striping, and no other surface improvements.
ST-32: Century Boulevard Class 2 Bicycle Lanes	This project will widen Century Boulevard to accommodate Class 2 bike lanes in both directions, from State Route 4 freeway undercrossing to NorthPark Boulevard	Awaiting funding	TBD	TBD
ST-34: West Leland Road Safety Improvements	To prevent errant eastbound vehicles from entering the Contra Costa Canal, construct a concrete barrier along the south side of West Leland Road in front of golf course prior to and along curve to the left (approximately 300 lf.), relocate existing sidewalk behind concrete barrier, install large curve warning signage with flashing beacons facing eastbound traffic prior to curve, and restripe center median markings with Detail 23	Unfunded	TBD	TBD

**FY 2020 - 2021 Annual Report**  
**Permittee Name: City of Pittsburg**

**C.3 – New Development and Redevelopment**

	(markers) on top of Detail 21 (thermoplastic). This project was part of a recommendation by the City's Traffic Committee.			
ST-49: Marina Boulevard Improvements (Marina Master Plan Phase III)	Reconfiguration of Marina Boulevard to reduce the number of travel lanes from 4 to 2 and add diagonal parking and landscaping.	Awaiting funding	YES	TBD
ST - 54: Avila Road Widening (Willow Pass to West Leland)	This project will widen Avila Road to 4 lanes with a raised median and sidewalks. The project will accommodate bicycle facilities where appropriate.	Awaiting funding	TBD	TBD
ST-63: Marina Boulevard / Black Diamond Street/ East Fifth Street Intersection Improvements	Unless sidewalk constructed of permeable pavers, there is no room to provide GI in this area; right of way is all the way to the back of sidewalk, and back of sidewalk is flush with face of soundwall.	Awaiting funding	TBD	TBD
ST-64: Linscheid Drive / Ramona Street Madoline Street Intersection Improvements	This project will realign the intersection and its approaches to meet current standards as a neighborhood traffic calming measure that will follow the City's adopted Traffic Calming Policy. The existing intersection is too wide to properly channel traffic and invites motorists to drive on the wrong side of the road when	Awaiting funding	TBD	TBD - it may be feasible to use the traffic circle itself as a bioretention facility to treat the road runoff. Further feasibility analysis is needed.

	cutting corners to make a turn. Among the options under consideration is installation of traffic circles at this offset intersection. Additional investigation is necessary to determine what measure should be implemented.			
ST-72 Willow Pass Road Class III Bicycle Facility	This project includes widening, signing and striping Willow Pass Road to provide a Class III bicycle facility from West 10th Street to the Union Pacific Railroad crossing. The project will include construction of 8' shoulders east and west bound along the entire length of Willow Pass Road.	Awaiting funding	TBD	TBD
ST- 85: Traffic Calming Projects	This project will construct speed humps and other traffic calming improvements at locations throughout the City to be determined through an application process managed through the Traffic Division of the Engineering Department and other locations as they are approved.	Awaiting funding	TBD	TBD
ST-95: Intersection Geometric Improvements	The project provides for geometric improvements on the eastbound approach to the intersection Bailey Road & West Leland Road. The	Awaiting funding	TBD	TBD

	<p>scope of work contemplated includes widening of the eastbound approach to add a second left-turn lane and an exclusive right turn lane on the eastbound approach. It is intended that the geometry will accommodate a Class 2 bike lanes. The improvements will add capacity on the eastbound approach, provide for more efficient signal timing, improve intersection level of service, and reduce queuing on the eastbound leg of the intersection. The geometric improvements will require right-of-way acquisition and construction of retaining walls along the north and south sides of West Leland Road between Bailey Road and Oak Hills Drive.</p>			
<p>SD-10: Kirker Creek Improvement (Loveridge Road to DOW)</p>	<p>This project includes planning, design and construction of improvements to prevent flooding along Kirker Creek north of the Pittsburg Antioch Hwy. This project includes improving the underside pipes, culverts and channels along</p>	<p>Awaiting funding</p>	<p>Yes</p>	<p>Evaluation for restoration of Kirker Creek to be done to expand the filtering and treatment capabilities of the adjacent creek bank. This project would most likely include undergrounding this section of creek and in itself would require mitigation.</p>

**FY 2020 - 2021 Annual Report**  
**Permittee Name: City of Pittsburg**

**C.3 – New Development and Redevelopment**

	Kirker Creek from Loveridge Road to DOW Chemical.			
SD-12: Kirker Creek Watershed (Hwy. 4 to Garcia Avenue)	This project will improve all the undersized pipes, and channels from Hwy 4 to Garcia Avenue. These improvements were identified in the July 1999, Stormwater Management Plan as conduits 8043, 8045, 8047, 8048, and 8049. This project includes 955' of channel improvements and 260' of pipe improvements.	Awaiting funding	TBD	Project site has the potential for runoff diversion and creek bank improvements for shelf treatment.
SD-13: Kirker Creek Watershed (East Leland Road to Contra Costa Canal)	This project will improve all the undersized pipes, and culverts from East Leland Road to the Contra Costa Canal. These improvements were identified in the July 1999, Stormwater Management Plan as conduits 8053, 8057, 8061, and 8067. This project includes 147' of culvert improvements and 478' of pipe improvements.	Awaiting funding	TBD	Project site has the potential for runoff diversion and creek bank improvements for shelf treatment.
SD-14: Kirker Creek Watershed (Contra Costa Canal to Buchanan Road)	This project will improve all the undersized pipes, and culverts from the Contra Costa Canal to Buchanan Road. These improvements were identified in the July 1999, Stormwater Management Plan as conduits 8071 and 8075. This project includes 425' of culvert	Awaiting funding	TBD	Project has potential to include green infrastructure in portion of creek within Buchanan Park limits.



	improvements and 114' of pipe improvements.			
SD-16: Kirker Creek Watershed Improvements (Ventura Drive, Piedmont Way and Loveridge Road)	This project will improve the undersized pipes near Ventura Drive, Piedmont Way and Loveridge Road. These improvements were identified in the July 1999, Stormwater Management Plan as conduits 8161, 8189, and 8227. This project includes 212' of pipe improvements.	Awaiting funding	TBD	Project has potential to include Green Infrastructure Improvements
SD-17: Kirker Creek Watershed (Stoneman Avenue/Contra Costa Canal)	This project will improve all the undersized pipes, and culverts on Stoneman Avenue and the Contra Costa Canal. These improvements were identified in the July 1999, Stormwater Management Plan as conduits 8179, 8183, 8240, and 8243. This project includes 265' of culvert improvements and 1350' of pipe improvements.	Awaiting funding	TBD	Project has potential to include green infrastructure with improvements to open sections of the drainage channel.
SD-26: Watershed 6 (City Park Storm Drain)	Watershed 6 encompasses downtown Pittsburg and includes two areas, downtown Pittsburg and just south of Hwy 4. This project will improve undersized pipes in Watershed 6 in City Park. These improvements were identified in the July 1999, Stormwater Management Plan as conduits 6313, 6315, and 6317. This project	Awaiting funding	TBD	TBD - there may be potential areas for pockets of green infrastructure in the City Park.

**FY 2020 - 2021 Annual Report**  
**Permittee Name: City of Pittsburg**

**C.3 – New Development and Redevelopment**

	includes 1,926' of pipe improvements.			
SD-28: Watershed 6 ( Parkside Drive Storm drain)	Watershed 6 encompasses downtown Pittsburg and includes two areas, downtown Pittsburg and just south of Hwy 4. This project will improve undersized pipes in Watershed 6 along North Parkside Drive. These improvement were identified in the July 1999, Stormwater Management Plan as conduits 6341, 6405, 6421, and 6451. This project includes 180' of pipe improvements and 70' of channel improvements.	Awaiting funding	TBD	Project may be able to incorporate green infrastructure improvements to open sections of the drainage system.
B-12: Purchase Corp Yard Annex (389 East Twelfth Street)	This project will involve expansion and an addition of a warehouse at the City's existing corporation yard.	Unfunded	TBD	TBD
B-52 Civic Center Parking Structure & Court Parking	This project will construct a parking structure near City Hall and the Courthouse for use by both facilities.	Unfunded	TBD	Has potential for retrofitted planter areas
B-53 Downtown Surface Parking Lot	This project will construct a new parking lot at East 5th Street to increase available parking for the downtown area.	Unfunded	TBD	Has potential
B-54: Downtown parking Structure	This project will construct a parking structure in the downtown area for additional parking capacity.	Unfunded	TBD	Has potential
PK-8: Buchanan Park Storm Drain	This project includes revising the storm drainage system that currently runs south	Unfunded	TBD	Has potential, Project has been deleted from CIP

	to north through the east perimeter of the park from the existing playground structures to Kirker Creek at Yosemite Drive. The existing underground piping is inadequate in size to accommodate the volume of storm water during winter months. This will prevent flooding of the park and the Buchanan Center Building.			
PK-17: De Anza Park Rehabilitation	This project will replace the park irrigation system, resurface pathways and basketball court, replace wood rail fencing, install a tot-lot and school age playground, and install picnic benches with barbecue pits.	Awaiting funding	TBD	May have an opportunity to green a portion of Nautilus Place, Project is complete
PK-51: Small World Park New Features	This project will construct new park features identified in the Small World Park Master Plan. These proposed features would include improvements to various areas of the park, and installation or construction of new attractions to enhance revenue and recreation opportunities at this facility.	Awaiting funding	TBD	May already be a regulated project, depending on extent of improvements; not GI
G-12: City Limit Entrance Features	This project will construct entrance features at major entrances to the City.	Awaiting funding	TBD	May have opportunities to include green infrastructure
M-8: Marina South Parking Lot Improvements	Repave or seal parking lot a.c. pavement and repair failed areas. Install signage, pavement	Awaiting funding	YES	TBD

	markers and markings to accommodate vehicles with boat trailers. Project may include removal of trees and construction of concrete curbs.			
--	---	--	--	--

**C.3.j.ii.(2) ► Table B - Planned and/or Completed Green Infrastructure Projects**

Project Name and Location <sup>48</sup>	Project Description	Planning or Implementation Status	Green Infrastructure Measures Included
SD-9 Americana Storm Drainage Project	This project will reduce overflows onto North Parkside Drive from the undersized detention pond at Americana Park by constructing a drainage channel across the PG&E utility corridor. Project requires obtaining an easement from PG&E.	Main project is in design, CCCWP consultants have expanded the scope of project to include retrofit of an existing detention pond and improvements to roadside ditch.	Retrofit of existing adjacent detention basin, informational signage, construction of roadside bioretention feature.

<sup>48</sup> List each planned (and expected to be funded) public and private green infrastructure project that is not also a Regulated Project as defined in Provision C.3.b.ii. Note that funding for green infrastructure components may be anticipated but is not guaranteed to be available or sufficient.

**Section 4 – Provision C.4 Industrial and Commercial Site Controls**

**Program Highlights and Evaluation**

Highlight/summarize activities for reporting year:

Summary:

Staff updates the City's Business facilities inventory each year as updates to our business license inventory are made. Each year City staff meet with Delta Diablo Sanitation (DDS) staff to review the business inventory and discuss the priority list of facilities to be inspected. As new priority facilities open for business, they are also scheduled for inspections the first year of operations. In addition, (DDS) staff have conducted joint inspections with City staff engaging problematic operators, and advising them on the best means of implementing corrective issues. Having the support of DDS staff is an invaluable part of the City's stormwater program. The City continued to participate on the CCCWP Municipal Operations Committee this fiscal year. Refer to the C.4. Industrial and Commercial Site Controls section of the CCCWP's FY 20-21 Annual Report for a description of activities conducted at the countywide level.

**C.4.b.iii ► Potential Facilities List (i.e., List of All Facilities Requiring Stormwater Inspections)**

List below or attach your list of industrial and commercial facilities in your Inspection Plan to inspect that could reasonably be considered to cause or contribute to pollution of stormwater runoff.

Business Name	Full Primary Address	SIC Description
7-ELEVEN STORE 2232	3300 LOVERIDGE RD PITTSBURG CA 94565	Grocery Stores
9W HALO OPCO LP DBA ANGELICA	701 WILLOW PASS RD 10 PITTSBURG CA 94565	Linen Supply
A-1 AID PLUMBING	981 GARCIA AVE B PITTSBURG CA 94565	Plumbing, Heating, and Air-Con
A-1 AUTO DISMANTLERS	2707 PITTSBURG ANTIOCH HWY PITTSBURG CA 94565	Automotive Services, Except Repairs
AAMIR JAVED AABIA IGBAL AAMIR	4600 CENTURY BLVD PITTSBURG CA 94565	Grocery Stores
ABACUS BUSINESS CAPITAL, INC	2100 NORTH PARK BLVD PITTSBURG CA 94565	Grocery Stores
ACORN SELF STORAGE LLC	5205 RAILROAD AVE PITTSBURG CA 94565	Special Warehousing and Storage
ADSCO COMMERCIAL, LLC	1600 BUCHANAN RD PITTSBURG CA 94565	General Warehousing and Storage

**FY 2020 - 2021 Annual Report**  
**Permittee Name: City of Pittsburg**

**C.4 – Industrial and Commercial Site Controls**

ADVANCED AUTO BODY & COLLISION REPAIR	620 GARCIA AVE UNIT B PITTSBURG CA 94565	Top, Body, and Upholstery Repairs
AHMED ALGAMAL & KASSIM SHAIBI	3870 RAILROAD AVE PITTSBURG CA 94565	Miscellaneous Retail Stores, NEC
AHUALULCO PANADERIA	3712 RAILROAD AVE PITTSBURG CA 94565	Retail Bakeries
AIM MODA MEN'S SUIT OUTLET	690 RAILROAD AVE PITTSBURG CA 94565	Miscellaneous Retail Stores, NEC
AIR SYNERGY INC	600 CUMBERLAND ST PITTSBURG CA 94565	Plumbing, Heating, and Air-Con
AKA WIRELESS INC	4255 CENTURY BLVD PITTSBURG CA 94565	Miscellaneous Retail Stores, NEC
ALEXANDER ENTRPRISES INC	430 E 10TH ST PITTSBURG CA 94565	Automotive Repair Shops, NEC
ALI QASEM	315 RAILROAD AVE PITTSBURG CA 94565	Grocery Stores
ALL PURE POOL SERVICE, LLC	581 W 10TH ST PITTSBURG CA 94565	Miscellaneous Personal Service
ALL STAR TAMALES	510 GARCIA AVE #D PITTSBURG CA 94565	Mobile food service-retail
ALL-N-1 AUTOBODY, INC	105 BLISS AVE PITTSBURG CA 94565	Top, Body, and Upholstery Repairs
AL'S DONUTS	2241 RAILROAD AVE PITTSBURG CA 94565	Retail Bakeries
AM ICE CREAM	2250 FREED WAY PITTSBURG CA 94565	Mobile food service-retail
AMERICA AUTOMOTIVE	564 W 10TH ST B PITTSBURG CA 94565	Automotive Repair Shops, NEC
AMERICAN GRADE WINDOW TINT	520 GARCIA AVE H PITTSBURG CA 94565	Automotive Glass Replacement
AMIGO'S MARKET & LIQUOR	3801 RAILROAD AVE PITTSBURG CA 94565	Grocery Stores
ANGELO'S PIZZA & WINGS/MINI MARKET	114 ARMY ST PITTSBURG CA 94565	Eating and Drinking Places
ANTIOCH ALLOY INC	941 GARCIA AVE A PITTSBURG CA 94565	Automotive Services, Except Repairs

**FY 2020 - 2021 Annual Report**  
**Permittee Name: City of Pittsburg**

**C.4 – Industrial and Commercial Site Controls**

ANTIOCH BUILDING MATERIALS	1375 CALIFORNIA AVE PITTSBURG CA 94565	NOI FILER
ANTOJITOS DE JALISCO & YOGURT	418 ATLANTIC AVE PITTSBURG CA 94565	Miscellaneous Retail Stores, NEC
AQUARIUS APPLIANCE SERVICE LLC	2179 HARBOR ST PITTSBURG CA 94565	Repair Shops and Related Service
ARCE'S ONE STOP SHOP	566 W 10TH ST A PITTSBURG CA 94565	Miscellaneous Personal Service
ARTESANIAS MEXICANAS HAC	4567 CENTURY BLVD PITTSBURG CA 94565	Miscellaneous Retail Stores, N
A-S PIPELINES, INC	2025 E LELAND RD PITTSBURG CA 94565	Contractor's Yard
AUTO INN	2200 FREED WAY STE A PITTSBURG CA 94565	General Automotive Repair Shop
AUTO TRUCK & MARINE SERVICE INC.	601 INDUSTRY RD PITTSBURG CA 94565	Automotive Repair Shops, NEC
AUTO ZONE #5310	652 BAILEY RD PITTSBURG CA 94565	Auto and Home Supply Stores
AUTO ZONE PARTS, INC.	401 E LELAND RD PITTSBURG CA 94565	Auto and Home Supply Stores
AUTOMOTIVE SPECIALISTS	2180 PIEDMONT WAY # 3 PITTSBURG CA 94565	Automotive Repair Shops, NEC
AVIN INVESTMENT INC	1005 RAILROAD AVE PITTSBURG CA 94565	Gasoline Service Stations
AWAD ALNAJAR	2941 HARBOR ST SUITE # D PITTSBURG CA 94565	Eating and Drinking Places
B & C CAPITAL GROUP	1702 N PARKSIDE DR A PITTSBURG CA 94565	General Automotive Repair Shop
BAC AUTOMOTIVE	660 GARCIA AVE STE D PITTSBURG CA 94565	General Automotive Repair Shop
BASKIN ROBBINS	4493 CENTURY BLVD PITTSBURG CA 94565-7114	Eating and Drinking Places
BAY ARC, LLC	3841 RAILROAD AVE PITTSBURG CA 94565	Eating and Drinking Places

**FY 2020 - 2021 Annual Report**  
**Permittee Name: City of Pittsburg**

**C.4 – Industrial and Commercial Site Controls**

BAY AREA ECONOMY BIKES LLC	680 GARCIA AVE #C PITTSBURG CA 94565	Repair Shops and Related Service
BAYPOINT KKC	2102 W LELAND RD PITTSBURG CA 94565	Eating and Drinking Places
BELINDA RUSSO	120 BLISS AVE PITTSBURG CA 94565	Towing and Tugboat Services
BELLA NAIL SALON	1270 E LELAND RD 104 PITTSBURG CA 94565	Miscellaneous Personal Service
BEST DONUTS & COFFEE	2123 LOVERIDGE RD PITTSBURG CA 94565	Eating and Drinking Places
BEST ICE CREAM	2173 MARTIN WAY PITTSBURG CA 94565	Mobile food service-retail
BG'S MARINE CENTER, INC.	3 INDUSTRY RD PITTSBURG CA 94565	Repair Shops and Related Service
BIENESTAR FAMILIAR	552 BAILEY RD PITTSBURG CA 94565	Miscellaneous Food Stores
BIG MOP MARKET LLC	2265 RAILROAD AVE PITTSBURG CA 94565	Grocery Stores
BIRRERIA EL PUENTE	3748 RAILROAD AVE PITTSBURG CA 94565	Eating and Drinking Places
BISHOP-WISECARVER CORPORATION	2104 MARTIN WAY PITTSBURG CA 94565	Primary Metal Products, NEC
BLUE SAIGON ENTERPRISES, LLC	2243 RAILROAD AVE PITTSBURG CA 94565	Eating and Drinking Places
BOTANICA ILE' DOS AGUAS	3810 RAILROAD AVE PITTSBURG CA 94565-6528	Miscellaneous Retail Stores, N
BOTTOMLINE SERVICES	498 E 10TH ST PITTSBURG CA 94565	Repair Shops and Related Service
BRAGG INVESTMENT CO., INC.	1401 LOVERIDGE RD PITTSBURG CA 94565	General Warehousing and Storage
BROOKRIDGE FOODS INC	315 E LELAND RD PITTSBURG CA 94565	Miscellaneous Retail Stores, N
BROWSBYSTINE	2951 HARBOR ST C PITTSBURG CA 94565	Miscellaneous Personal Service
BUNCH OF BULL INC	2162 RAILROAD AVE PITTSBURG CA 94565	Eating and Drinking Places



**FY 2020 - 2021 Annual Report**  
**Permittee Name: City of Pittsburg**

**C.4 – Industrial and Commercial Site Controls**

BUSABA CATERING	901 LOVERIDGE RD STE 440 PITTSBURG CA 94565	Food Preparations, NEC
BUSH MOTOR WORKS, INC.	650 GARCIA AVE 2 & 3 PITTSBURG CA 94565	General Automotive Repair Shop
C.S.B. ENTERPRISE	2279 RAILROAD AVE PITTSBURG CA 94565	Liquor Stores
CALIFORNIA BURRITO INC	2175 RAILROAD AVE PITTSBURG CA 94565	Eating and Drinking Places
CALIFORNIA EXPANDED METAL PRODUCT	1001 PITTSBURG ANTIOCH HWY A PITTSBURG CA 94565	Steel Works, Blast Furnaces (I
CALIFORNIA GOLDEN BEAR SHIPPING CART LLC	252 ATLANTIC AVE PITTSBURG CA 94565	Miscellaneous Retail Stores, N
CALIFORNIA SMOG CHECKS INC	140 BLISS AVE STE D PITTSBURG CA 94565	Automotive Repair Shops, NEC
CALIFORNIA TOW SERVICE	3801 RAILROAD AVE PITTSBURG CA 94565	Towing and Tugboat Services
CANYON FORMULATIONS LLC	701 WILLOW PASS RD PITTSBURG CA 94565	General Warehousing and Storage
CANYON FORMULATIONS LLC	580 GARCIA AVE PITTSBURG CA 94565	Pharmaceutical Preparations
CARDIGAN, INC.	3950 CENTURY CT PITTSBURG CA 94565	Motor Vehicle Dealers (New and
CARNITAS TIJUANA	2193 RAILROAD AVE PITTSBURG CA 94565	Eating and Drinking Places
CASTLE AUTO BODY AND PAINT	2250 FREEDWAY D PITTSBURG CA 94565	Top, Body, and Upholstery Repair
CENTER STAGE GAMES	140 E LELAND RD PITTSBURG CA 94565	Miscellaneous Retail Stores, N
CERCA TROVA STEAKHOUSE, LP	4350 CENTURY BLVD PITTSBURG CA 94565	Eating and Drinking Places
CHECO'S AUTO REPAIR	566 W 10TH ST A PITTSBURG CA 94565	Automotive Repair Shops, NEC
CHILI'S GRILL & BAR #1181	4330 CENTURY BLVD PITTSBURG CA 94565	Eating and Drinking Places
CHIPOTLE MEXICAN GRILL #804	4418 CENTURY BLVD PITTSBURG CA 94565	Eating and Drinking Places

**FY 2020 - 2021 Annual Report**  
**Permittee Name: City of Pittsburg**

**C.4 – Industrial and Commercial Site Controls**

CHROME DEPOSIT CORP.	900 LOVERIDGE RD PITTSBURG CA 94565	Metalworking Machinery, NEC
CINTAS CORP 2	1229 CALIFORNIA AVE PITTSBURG CA 94565	Fabricated Textile Products, N
CIRCLE PIZZA, LLC	408 BAILEY RD PITTSBURG CA 94565	Eating and Drinking Places
CIRCLE PIZZA, LLC	1331 BUCHANAN RD PITTSBURG CA 94565	Eating and Drinking Places
COLLISION REPAIR	598 E 3RD ST PITTSBURG CA 94565	General Automotive Repair Shop
COLLISION REPAIR SHOP & AUTO DETALE	2160 & 2172 PIEDMONT WAY STE B, C, D PITTSBURG CA 94565	Automotive Repair Shops, NEC
CONTRA COSTA VINYL SERVICE	2180 PIEDMONT WAY A PITTSBURG CA 94565	Automotive Services, Except Re
CORTEVA AGRISCIENCE LLC	901 LOVERIDGE RD PITTSBURG CA 94565	Chemicals and Chemical Preparation
CREASIAN BRISTRO	610 RAILROAD AVE PITTSBURG CA 94565	Eating and Drinking Places
CSBC INVESTMENT GROUP	1291 E LELAND RD PITTSBURG CA 94565	Eating and Drinking Places
D.P. NICOLI INC	1666 WILLOW PASS RD (SUB LEASE) PITTSBURG CA 94565	Special Warehousing and Storage
DAVID & SONS AUTO SERVICE AND CAR SALES	560 W 10TH ST PITTSBURG CA 94565	Motor Vehicle Dealers (New and
DELTA ART & TATTOO COLLECTIVE	2223 RAILROAD AVE 100 PITTSBURG CA 94565	Miscellaneous Personal Service
DELTA AUTO GLASS	2180 PIEDMONT WAY B PITTSBURG CA 94565	Automotive Glass Replacement S
DELTA BEARING & SUPPLY	472 E 10TH ST PITTSBURG CA 94565	Industrial Supplies
DELTA ENERGY CENTER	1200 ARCY LN PITTSBURG CA 94565	Electric Services
DELTA FORKLIFT SERVICE & EQUIPMENT	961 GARCIA AVE C PITTSBURG CA 94565-5080	Repair Shops and Related Service

**FY 2020 - 2021 Annual Report**  
**Permittee Name: City of Pittsburg**

**C.4 – Industrial and Commercial Site Controls**

DEPENDABLE FOODS	2243 LOVERIDGE RD PITTSBURG CA 94565	Eating and Drinking Places
DIAMOND MY DESIGNS	3105 RAILROAD AVE D1 PITTSBURG CA 94565	Miscellaneous Retail Stores, N
DON PEPE'S MEXICAN MARKET	2181 LOVERIDGE RD PITTSBURG CA 94565	Grocery Stores
DOS CUNADOS MARKET	3105 RAILROAD AVE A1 PITTSBURG CA 94565	Grocery Stores
DREAM CREATIONS ART INC	2133 MARTIN WAY PITTSBURG CA 94565	Top, Body, and Upholstery Repair
D'S KUSTOM'S AUTO REPAIR	2250 FREED WAY NC PITTSBURG CA 94565	Automotive Repair Shops, NEC
DULCERIA SANCHEZ	152 ATLANTIC AVE PITTSBURG CA 94565	Candy, Nut, and Confectionery
DULCE'S ANTOJITOS	648 BAILY RD BAY POINT CA 94565	Eating and Drinking Places
DURHAM SCHOOL SERVICES LP	2121 PIEDMONT WAY PITTSBURG CA 94565	School Buses
E & G CHINESE REST INC.	2141 LOVERIDGE RD PITTSBURG CA 94565	Eating and Drinking Places
EBONY BEAUTY SUPPLY	4504 CENTURY BLVD PITTSBURG CA 94565	Industrial Supplies
EBONY BEAUTY SUPPLY	194 ATLANTIC AVE PITTSBURG CA 94565	Industrial Supplies
ECLIPSE WINDOW & TINTING	2171 PIEDMONT WAY A PITTSBURG CA 94565	Automotive Glass Replacement S
ECO PRO	520 GARCIA AVE G PITTSBURG CA 94565	Plumbing, Heating, and Air-Con
EHAB ENTERPRISES INC	44 W 10TH ST PITTSBURG CA 94565	Grocery Stores
EL COMPITA	3801 RAILROAD AVE PITTSBURG CA 94565	Mobile food service-retail
EL HUASTECO RESTAURANT	3835 RAILROAD AVE PITTSBURG CA 94565	Eating and Drinking Places
ELITE DRIVE-INS, LLC	1400 N PARK BLVD PITTSBURG CA 94565	Eating and Drinking Places

**FY 2020 - 2021 Annual Report**  
**Permittee Name: City of Pittsburg**

**C.4 – Industrial and Commercial Site Controls**

ELVIA LOPEZ	186 ATLANTIC AVE PITTSBURG CA 94565	Miscellaneous Retail Stores, N
EMPIRE BUSINESS PARK	701 WILLOW PASS RD PITTSBURG CA 94565	General Warehousing and Storage
ERNIE'S BINGO SUPPLY & SERVICE	520 GARCIA AVE C PITTSBURG CA 94565	Industrial Supplies
ESPINOZA AUTO EXPERTS	540 GARCIA AVE #D PITTSBURG CA 94565	Automotive Repair Shops, NEC
EVOLUTION MARTIAL ARTS CENTER LLC	672 BAILEY RD PITTSBURG CA 94565	Miscellaneous Personal Service
EXCLUSIVE WIRELESS	410 ATLANTIC AVE PITTSBURG CA 94565	Miscellaneous Retail Stores, N
EXPRESS GLASS	1145 RAILROAD LN PITTSBURG CA 94565	Automotive Glass Replacement S
EXPRESS SMOG TEST ONLY	2145 RAILROAD AVE UNIT A PITTSBURG CA 94565	Automotive Repair Shops, NEC
E-Z STOP CONVENIENCE CENTER LAUNDROMAT	1000 POWER AVE C PITTSBURG CA 94565	Laundry and Garment Services,
EZ STOP FOOD MARKET	1000 POWER AVE A PITTSBURG CA 94565	Grocery Stores
FERMIN PULIDO	1187 RAILROAD LN PITTSBURG CA 94565	Automotive Repair Shops, NEC
FERNANDES AUTO WRECKING & TOWING, INC	650 W 10TH ST PITTSBURG CA 94565	Automotive Services, Except Re
FIESTA REGISTRATION SERVICES CA 76	2110 RAILROAD AVE 120 PITTSBURG CA 94565	Miscellaneous Personal Service
FIVE STAR BAKERY ONC	2931 HARBOR ST UNIT J PITTSBURG CA 94565	Retail Bakeries
FOODS CO. #764	300 ATLANTIC AVE PITTSBURG CA 94565	Grocery Stores
FRANK W DEROSA AUTOBODY	1090 HARBOR ST PITTSBURG CA 94565	General Automotive Repair Shop
FT KNOX PITTSBURG, LLC	3865 RAILROAD AVE PITTSBURG CA 94565	General Warehousing and Storage

**FY 2020 - 2021 Annual Report**  
**Permittee Name: City of Pittsburg**

**C.4 – Industrial and Commercial Site Controls**

G & C AUTO BODY LLC	107 BLISS AVE PITTSBURG CA 94565	Top, Body, and Upholstery Repair
GAME STOP INC	2137 LOVERIDGE RD PITTSBURG CA 94565	Miscellaneous Retail Stores, N
GARCIA'S MUFFLER INC	395 CENTRAL AVE PITTSBURG CA 94565	General Automotive Repair Shop
GARFIELD BEACH CVS, L.L.C	4301 CENTURY BLVD(INSIDE TARGET) PITTSBURG CA 94565	Pharmaceutical Preparations
GARIG EQUIPMENT	970 GARCIA AVE A PITTSBURG CA 94565	Repair Shops and Related Service
GC SERVICES	420 RAILROAD AVE 201 PITTSBURG CA 94565	Miscellaneous Personal Service
GENERON IGS INC	992 ARCY LN BLDG 992 PITTSBURG CA 94565	General Industrial Machinery a
GEO WIRELESS LLC	333 E LELAND RD PITTSBURG CA 94565	Repair Shops and Related Service
GERRI D. HAYES	385 CENTRAL AVE PITTSBURG CA 94565	Building Cleaning and Maintenance
GET IT DONE	2645 PITTSBURG ANTIOCH HWY PITTSBURG CA 94565	Lumber and Other Building Mate
GLOBAL RESOURCES TRADING	27 MARINA BLVD PITTSBURG CA 94565	Miscellaneous Retail Stores, N
GLOBAL RESOURCES TRADING LLC	368 RAILROAD AVE PITTSBURG CA 94565	Eating and Drinking Places
GLOBAL WORKS LLC	100 BLISS AVE PITTSBURG CA 94565	Towing and Tugboat Services
GOLDEN GATE BELL LLC	4470 CENTURY BLVD PITTSBURG CA 94565	Eating and Drinking Places
GOLDEN GATE BELL LLC	2111 LOVERIDGE RD PITTSBURG CA 94565	Eating and Drinking Places
GOLDEN STAR GAS STATION	901 E 14TH ST PITTSBURG CA 94565	Gasoline Service Stations
GOVIND KOHLI	520 GARCIA AVE F PITTSBURG CA 94565	General Warehousing and Storage
GREEN DESERT OIL GROUP INC.	1190 E LELAND RD PITTSBURG CA 94565	Gasoline Service Stations

**FY 2020 - 2021 Annual Report**  
**Permittee Name: City of Pittsburg**

**C.4 – Industrial and Commercial Site Controls**

H&S BOBA QUEEN INC	2121 LOVERIDGE RD STE A PITTSBURG CA 94565	Eating and Drinking Places
HAIRSTYLE BEAUTY SUPPLY INC	2931 HARBOR ST A PITTSBURG CA 94565	Industrial Supplies
HANS TIME ICE CREAM	2183 HARBOR ST PITTSBURG CA 94565	Mobile food service-retail
HARMAN-DOUG & LINDA, INC.	2155 RAILROAD AVE PITTSBURG CA 94565-4940	Eating and Drinking Places
HASA, INC.	1251 LOVERIDGE RD PITTSBURG CA 94565	Chemicals and Chemical Preparation
HEALTHY WATER	546 BAILEY RD PITTSBURG CA 94565	Miscellaneous Retail Stores, NEC
HECTOR MANUEL GALLARDO PEREDA	3788 RAILROAD AVE PITTSBURG CA 94565	Eating and Drinking Places
HELEN MINH PHUNG	184 ATLANTIC AVE PITTSBURG CA 94565-5220	Eating and Drinking Places
HIGH DEFINITION LLC	965 EAST ST PITTSBURG CA 94565	Miscellaneous Retail Stores, NEC
HOME DEPOT	2300 N PARK BLVD PITTSBURG CA 94565	Miscellaneous Retail Stores, NEC
HSB EATERIES INC	2130 RAILROAD AVE PITTSBURG CA 94565	Eating and Drinking Places
HSN ENTERPRISES INC.	176 ATLANTIC AVE PITTSBURG CA 94565-5220	Eating and Drinking Places
IDEAL HOME DECOR CENTER INC	1251 CALIFORNIA AVE 100 PITTSBURG CA 94565	Miscellaneous Retail Stores, NEC
IN-N-OUT BURGER, #168	4550 DELTA GATEWAY BLVD PITTSBURG CA 94565	Eating and Drinking Places
ISCO INDUSTRIES INC	1501 LOVERIDGE RD STE 10A PITTSBURG CA 94565	Industrial Supplies
J & B AUTOMOTIVE	660 GARCIA AVE #C & E PITTSBURG CA 94565	Motor Vehicle Dealers (New and Used)
J.R. FLOORING & SERVICES INC	2201 HARBOR ST E PITTSBURG CA 94565	Floor Laying and Other Floor Work

**FY 2020 - 2021 Annual Report**  
**Permittee Name: City of Pittsburg**

**C.4 – Industrial and Commercial Site Controls**

JACK IN THE BOX PROPERTIES LLC	1213 CALIFORNIA AVE PITTSBURG CA 94565	Eating and Drinking Places
JACK IN THE BOX PROPERTIES LLC	2135 RAILROAD AVE PITTSBURG CA 94565	Eating and Drinking Places
JADE HOUSE RESTAURANT	2931 HARBOR ST L PITTSBURG CA 94565	Eating and Drinking Places
JB EAST BAY LAUNDRY, LLC	2907 RAILROAD AVE PITTSBURG CA 94565	Coin-Operated Laundries and Dr
JB EAST BAY LAUNDRY, LLC	3330 LOVERIDGE RD PITTSBURG CA 94565	Coin-Operated Laundries and Dr
JC'S AUTO BODY LIMITED LIABILITY COMPANY	999 HARBOR ST PITTSBURG CA 94565	Top, Body, and Upholstery Repair
JJH CA CORPORATION	4322 CENTURY BLVD PITTSBURG CA 94565	Miscellaneous Retail Stores, NEC
JMPG INC	4001 RAILROAD AVE PITTSBURG CA 94565	Eating and Drinking Places
JOE AUTO SMOG	2201 HARBOR ST STE D PITTSBURG CA 94565	Automotive Repair Shops, NEC
JOHN'S WHOLESALE AND SUPPLIES	960 EAST ST PITTSBURG CA 94565	Industrial Supplies
JORGE BAIDERRAMA	640 GARCIA AVE D PITTSBURG CA 94565	Textile Goods, NEC
JOSE MARTINEZ	2189 HARBOR ST PITTSBURG CA 94565	Floor Laying and Other Floor W
K2 PURE SOLUTIONS NOCAL, L.P.	950 LOVERIDGE RD PITTSBURG CA 94565	Chemicals and Chemical Preparation
KALRA BROTHERS INC	4102 RAILROAD AVE PITTSBURG CA 94565	Grocery Stores
KAMDHENU LLC	4490 DELTA GATEWAY BLVD PITTSBURG CA 94565	Eating and Drinking Places
KHANNA ICE CREAM	2173 MARTIN WAY PITTSBURG CA 94565	Mobile food service-retail
KING'S AUTO COLLISION INC	2225 FREED WAY STE D PITTSBURG CA 94565	Top, Body, and Upholstery Repair
KLASSIC BEAUTY BAR	3815 RAILROAD AVE 200 PITTSBURG CA 94565	Miscellaneous Personal Service

**FY 2020 - 2021 Annual Report**  
**Permittee Name: City of Pittsburg**

**C.4 – Industrial and Commercial Site Controls**

KOCH CARBON LLC	707 E 3RD ST PITTSBURG CA 94565	Industrial Supplies
KORTICK MANUFACTURING LLC	2261 CARION CT PITTSBURG CA 94565	Iron and Steel Forgings
LA AURORA MARKET	290 W 10TH ST PITTSBURG CA 94565	Grocery Stores
LA HACIENDA RESTAURANT	303 E 10TH ST PITTSBURG CA 94565	Eating and Drinking Places
LA PINATA	95 BLISS AVE PITTSBURG CA 94565	Eating and Drinking Places
LA RAZA MARKET	134 E 10TH ST PITTSBURG CA 94565	Grocery Stores
LA SUPERIOR PITTSBURG	2941 RAILROAD AVE PITTSBURG CA 94565	Grocery Stores
LA VERANDA RISTORANTE ITALIAN INC	444 RAILROAD AVE PITTSBURG CA 94565	Eating and Drinking Places
LAS PALMAS AUTO REPAIR	418 E 10TH ST A PITTSBURG CA 94565	Automotive Repair Shops, NEC
LAS PANCHITAS	1270 E LELAND RD 100 PITTSBURG CA 94565	Eating and Drinking Places
LESLIE'S POOLMART, INC. DBA #152	4517 CENTURY BLVD PITTSBURG CA 94565	Miscellaneous Retail Stores, N
LIFESTYLE SPOT	2225 RAILROAD AVE #100 PITTSBURG CA 94565	Miscellaneous Food Stores
LINDE INC	2000 LOVERIDGE RD PITTSBURG CA 94565	Chemicals and Chemical Preparation
LITTLE J'S	3350 LOVERIDGE RD PITTSBURG CA 94565	Eating and Drinking Places
LORINA V MOPERA	3811 RAILROAD AVE PITTSBURG CA 94565	Eating and Drinking Places
LOS MEDANOS ENERGY CENTER	750 E 3RD ST PITTSBURG CA 94565	Administration of General Econ
LOS PRIMOS AUTOMOTIVE	418 E 10TH ST B PITTSBURG CA 94565	Automotive Repair Shops, NEC
LOVELY PET GROOMING	4005 RAILROAD AVE PITTSBURG CA 94565	Miscellaneous Personal Service



**FY 2020 - 2021 Annual Report**  
**Permittee Name: City of Pittsburg**

**C.4 – Industrial and Commercial Site Controls**

LUMPY'S DINER	615 RAILROAD AVE PITTSBURG CA 94565	Eating and Drinking Places
LUNAHUANA RESTAURANT	2931 HARBOR ST STE N PITTSBURG CA 94565	Eating and Drinking Places
M M ICE CREAM	2250 FREED WAY C PITTSBURG CA 94565	Ice Cream and Frozen Desserts
MAC D LOVERIDGE INC	2203 LOVERIDGE RD PITTSBURG CA 94565	Eating and Drinking Places
MAC D PITTSBURG INC	460 ATLANTIC AVE PITTSBURG CA 94565	Eating and Drinking Places
MARILUS KITCHEN	2181 LOVERIDGE RD PITTSBURG CA 94565	Eating and Drinking Places
MARINE EXPRESS INC	2102 KELLEY CT PITTSBURG CA 94565	General Warehousing and Storage
MASTERANK AMERICA INC	2221 CARION CT PITTSBURG CA 94565	General Warehousing and Storage
MASTERANK WAX INC	2221 CARION CT PITTSBURG CA 94565	General Warehousing and Storage
MATADOR FITNESS	2159 HARBOR ST PITTSBURG CA 94565	Miscellaneous Personal Service
MAVERICK TIRE SUPPLY INC.	50 BLISS AVE PITTSBURG CA 94565	Automotive Repair Shops, NEC
MAYDWELL & HARTZELL LLC	2261 CARION CT PITTSBURG CA 94565	Lumber and Other Building Mate
METRO PCS CALIFORNIA LLC	101 AVILA RD PITTSBURG CA 94565	Miscellaneous Personal Service
METRO PCS CALIFORNIA, LLC	4410 CENTURY BLVD PITTSBURG CA 94565	Miscellaneous Retail Stores, NEC
MI PUEBLO NEWCO LLC	2100 RAILROAD AVE PITTSBURG CA 94565	Grocery Stores
MICHELLE ESCOBAR	2223 RAILROAD AVE 200 PITTSBURG CA 94565	Miscellaneous Retail Stores, NEC
MIKE ROSE'S AUTO BODY, INC.	3001 NORTH PARK BLVD PITTSBURG CA 94565	Top, Body, and Upholstery Repair
MOD SUPER FAST PIZZA (CALIFORNIA) LL	4310 CENTURY BLVD PITTSBURG CA 94565	Eating and Drinking Places
MONSAM ENTERPRISES	2685 PITTSBURG ANTIOCH HWY PITTSBURG CA 94565	Miscellaneous Retail Stores, NEC

**FY 2020 - 2021 Annual Report**  
**Permittee Name: City of Pittsburg**

**C.4 – Industrial and Commercial Site Controls**

NATIONS GIANT HAMBURGERS #12	3789 RAILROAD AVE PITTSBURG CA 94565	Eating and Drinking Places
NAVASOTA I INC	395 RAILROAD AVE 6 PITTSBURG CA 94565	Miscellaneous Personal Service
NDT INVESTMENT	2163 LOVERIDGE RD PITTSBURG CA 94565	Laundry and Garment Services,
NED'S AUTO BODY SUPPLY	625 CALIFORNIA ST STE A & B PITTSBURG CA 94565	Auto and Home Supply Stores
NEW MECCA CAFE	324 RAILROAD AVE PITTSBURG CA 94565	Eating and Drinking Places
NEW RAMENTEACA	3817 RAILROAD AVE 100-400 PITTSBURG CA 94565	Eating and Drinking Places
NICK'S AUTO CENTER	660 GARCIA AVE A PITTSBURG CA 94565	Automotive Repair Shops, NEC
NICK'S SANDWICHES SHOP	765 RAILROAD AVE PITTSBURG CA 94565	Eating and Drinking Places
O'BRIEN AUTO REPAIR	999 HARBOR ST D PITTSBURG CA 94565	Automotive Repair Shops, NEC
OBSESSED ESTHETICS	90 E 4TH ST PITTSBURG CA 94565	Miscellaneous Personal Service
OIL CHANGERS-IV #401	3858 RAILROAD AVE PITTSBURG CA 94565	Automotive Services, Except Repairs
OMAR'S CHICKEN N WAFFLES, LLC	4399 CENTURY BLVD PITTSBURG CA 94565	Eating and Drinking Places
ONE CHEESE STEAK SHOP LLC	4581 CENTURY BLVD PITTSBURG CA 94565	Eating and Drinking Places
O'REILLY AUTO ENTERPRISES LLC	399 E LELAND RD PITTSBURG CA 94565	Auto and Home Supply Stores
ORIENTAL FOOD & GIFT MART	155 ATLANTIC AVE PITTSBURG CA 94565	Grocery Stores
PACIFIC COAST GENERAL ENGINEERING INC.	12 INDUSTRY RD PITTSBURG CA 94565	Contractor's Yard
PAN DULCE BAKERY INC	755 RAILROAD AVE PITTSBURG CA 94565-2362	Retail Bakeries
PANDA EXPRESS INC.	2100 RAILROAD AVE PITTSBURG CA 94565	Eating and Drinking Places

**FY 2020 - 2021 Annual Report**  
**Permittee Name: City of Pittsburg**

**C.4 – Industrial and Commercial Site Controls**

PANERA LLC	4326 CENTURY BLVD PITTSBURG CA 94565	Eating and Drinking Places
PANTRANS	560 W 10TH ST PITTSBURG CA 94565	General Automotive Repair Shop
PARKSIDE MARKET	202 DAVI AVE PITTSBURG CA 94565	Grocery Stores
PEOPLE'S MARKET & LIQUOR	109 ARMY ST PITTSBURG CA 94565	Miscellaneous Retail Stores, NEC
PERFORMANCE MECHANICAL, INC #2	701 WILLOW PASS RD SUITE 2 PITTSBURG CA 94565	Plumbing, Heating, and Air-Con
PETS MART #056	4655 CENTURY BLVD PITTSBURG CA 94565	Miscellaneous Retail Stores, NEC
PETSPORT USA, INC.	1160 RAILROAD AVE PITTSBURG CA 94565	Miscellaneous Personal Service
PGW AUTO GLASS LLC	701 WILLOW PASS RD 7 PITTSBURG CA 94565	Automotive Glass Replacement
PHO LEE HOA PHAT INC	140 E LELAND RD PITTSBURG CA 94565	Eating and Drinking Places
PINEDA'S	673 CUMBERLAND ST PITTSBURG CA 94565	Drinking Places (Alcoholic Bev
PITT'S PIG BBQ	785 RAILROAD AVE PITTSBURG CA 94565	Eating and Drinking Places
PITTSBURG 76	2150 RAILROAD AVE PITTSBURG CA 94565	Gasoline Service Stations
PITTSBURG AUTOMOTIVE	2171 PIEDMONT WAY B PITTSBURG CA 94565	Automotive Repair Shops, NEC
PITTSBURG CHEVRON	3702 RAILROAD AVE PITTSBURG CA 94565	Gasoline Service Stations
PITTSBURG CHICAGO PIZZA INC	2961 RAILROAD AVE PITTSBURG CA 94565	Eating and Drinking Places
PITTSBURG FOOD VENTURES INC	378 ATLANTIC AVE PITTSBURG CA 94565	Eating and Drinking Places
PITTSBURG FROZEN LLC	671 WILLOW PASS RD UNIT 7 PITTSBURG CA 94565	General Warehousing and Storage
PITTSBURG MINI STORAGE	1417 BOBO CT PITTSBURG CA 94565	General Warehousing and Storage
PITTSBURG MOTOR PARTS, INC.	360 E 10TH ST PITTSBURG CA 94565	Auto and Home Supply Stores

**FY 2020 - 2021 Annual Report**  
**Permittee Name: City of Pittsburg**

**C.4 – Industrial and Commercial Site Controls**

PITTSBURG OUTLET	3105 RAILROAD AVE E PITTSBURG CA 94565-0000	Miscellaneous Retail Stores, NEC
PITTSBURG SHELL GAS STATION	3737 RAILROAD AVE PITTSBURG CA 94565	Gasoline Service Stations
PITTSBURG SMOG	901 E 14TH ST PITTSBURG CA 94565	Automotive Services, Except Repair
PITTSBURG TIRES INC	2145 RAILROAD AVE PITTSBURG CA 94565	Auto and Home Supply Stores
PITTSBURG WASH & DRY	208 ATLANTIC AVE PITTSBURG CA 94565	Coin-Operated Laundries and Dr
PONCHO'S AUTO BODY SHOP	489 W 10TH ST PITTSBURG CA 94565	Top, Body, and Upholstery Repair
POPEYE'S CHICKEN #8732	1283 E LELAND RD PITTSBURG CA 94565	Eating and Drinking Places
PRAMROS AUTO TRUCK & FORKLIFT	2172 PIEDMONT WAY A PITTSBURG CA 94565-0000	General Automotive Repair Shop
PRECISION EDGE, INC.	130 E 4TH ST PITTSBURG CA 94565	Industrial Supplies
PREMIUM WINDOW TINT & AUTOWORK	999 HARBOR ST E PITTSBURG CA 94565	General Automotive Repair Shop
PROTECTION ENGINEERING SUPPLY	2201 HARBOR ST STE B & C PITTSBURG CA 94565	Industrial Supplies
PS ORANGE CO, INC	1275 CALIFORNIA AVE PITTSBURG CA 94565	Miscellaneous Retail Stores, NEC
PS ORANGE CO, INC	525 CALIFORNIA AVE PITTSBURG CA 94565	Miscellaneous Retail Stores, NEC
PUBLIC STORAGE INC	1275 CALIFORNIA AVE PITTSBURG CA 94565	General Warehousing and Storage
PUBLIC STORAGE INC	525 CALIFORNIA AVE PITTSBURG CA 94565	General Warehousing and Storage
QUALITY SMOG	2180 PIEDMONT WAY C PITTSBURG CA 94565	Automotive Repair Shops, NEC
R & R AUTO BODY	1436 BOBO CT D PITTSBURG CA 94565	Top, Body, and Upholstery Repair

**FY 2020 - 2021 Annual Report**  
**Permittee Name: City of Pittsburg**

**C.4 – Industrial and Commercial Site Controls**

RADC ENTERPRISES INC	2253 LOVERIDGE RD PITTSBURG CA 94565	Gasoline Service Stations
RAMAR INTERNATIONAL CORP	539 GARCIA AVE E PITTSBURG CA 94565-0000	Meat Packing Plants
RAMENTEACA INC	3817 RAILROAD AVE 100-400 PITTSBURG CA 94565	Eating and Drinking Places
RED LOBSTER HOSPITALITY LLC	4095 CENTURY BLVD PITTSBURG CA 94565	Eating and Drinking Places
REDBOX AUTOMATED RETAIL LLC	4600 CENTURY BLVD PITTSBURG CA 94565	Miscellaneous Retail Stores, NEC
REDBOX AUTOMATED RETAIL LLC	300 ATLANTIC AVE PITTSBURG CA 94565	Miscellaneous Retail Stores, NEC
REDGWICK CONSTRUCTION COMPANY	311 HARBOR ST PITTSBURG CA 94565	Highway and Street Construction
RESTAURANTE EL BUEN GUSTO SALVADORENO	136 E LELAND RD PITTSBURG CA 94565	Eating and Drinking Places
RESTAURANTE MI SALVADOR/PUPUSERIA Y MARISCOS	2909 RAILROAD AVE PITTSBURG CA 94565	Eating and Drinking Places
REYES ICE CREAM	2173 MARTIN WAY PITTSBURG CA 94565	Mobile food service-retail
RICE WINE LIQUOR, INC.	147 ATLANTIC AVE PITTSBURG CA 94565	Liquor Stores
RICKY'S CUTTING EDGE	1625 BUCHANAN RD PITTSBURG CA 94565	Repair Shops and Related Servi
ROCKYS RESTAURANTS LLC	1005 CENTER DR PITTSBURG CA 94565	Eating and Drinking Places
ROYAL RUG WASHING CO INC	198 HARBOR CT PITTSBURG CA 94565	Carpet and Upholstery Cleaning
RUSSO AUTO BODY	369 E 12TH ST PITTSBURG CA 94565-0000	Top, Body, and Upholstery Repa
RUSSO ENVIRONMENTAL SERVICES	2153 MARTIN WAY PITTSBURG CA 94565	Building Cleaning and Maintena
S & S TOOL & SUPPLY CO	900 LOVERIDGE RD PITTSBURG CA 94565	Industrial Supplies
S KHAN FOOD INC	2290 LOVERIDGE RD PITTSBURG CA 94565	Eating and Drinking Places
SAFEWAY STORES, INC. #1215	660 BAILEY RD PITTSBURG CA 94565	Miscellaneous Retail Stores, N

**FY 2020 - 2021 Annual Report**  
**Permittee Name: City of Pittsburg**

**C.4 – Industrial and Commercial Site Controls**

SALLY BEAUTY SUPPLY LLC.	4551 CENTURY BLVD PITTSBURG CA 94565	Miscellaneous Retail Stores, N
SAMURAI X SUSHI & TERIYAKI	2171 LOVERIDGE RD PITTSBURG CA 94565	Eating and Drinking Places
SANTA BARBARA TRANSPORTATION CORP	2121 PIEDMONT WAY PITTSBURG CA 94565	School Buses
SB LAUNDRY, INC	301 E 10TH ST PITTSBURG CA 94565	Coin-Operated Laundries and Dr
SECURITY PUBLIC STORAGE - PITTSBURG	521 HARBOR CT PITTSBURG CA 94565	General Warehousing and Storage
SEE'S CANDIES, INC. #73	4175 CENTURY BLVD PITTSBURG CA 94565	Candy, Nut, and Confectionery
SIGNODE INDUSTRIAL GROUP LLC	1 LESLIE DR PITTSBURG CA 94565	General Warehousing and Storage
SILVER KNIGHT LIQUORS INC	3738 RAILROAD AVE PITTSBURG CA 94565	Liquor Stores
SKYVIEW NOODLE	200 E 3RD ST PITTSBURG CA 94565	Eating and Drinking Places
SONOMA POLLO CORPORATION	4444 CENTURY BLVD PITTSBURG CA 94565	Eating and Drinking Places
SOUTHERN CALIFORNIA DISCOUNT TIRE CO, INC	2220 RAILROAD AVE PITTSBURG CA 94565	Auto and Home Supply Stores
SPICE OF INDIA	3739 RAILROAD AVE PITTSBURG CA 94565	Grocery Stores
STAR ICE CREAM	2173 MARTIN WAY PITTSBURG CA 94565	Mobile food service-retail
STARBUCKS COFFEE #6914	1269 CALIFORNIA AVE PITTSBURG CA 94565	Eating and Drinking Places
STARBUCKS COFFEE #9686	2285 RAILROAD AVE PITTSBURG CA 94565	Eating and Drinking Places
STARBUCKS COFFEE, #9286	1335 BUCHANAN RD PITTSBURG CA 94565	Eating and Drinking Places
STEELTOWN COFFEE AND TEA	695 RAILROAD AVE PITTSBURG CA 94565-0000	Eating and Drinking Places
STEWART HEATING & AIR, INC.	620 GARCIA AVE STE E PITTSBURG CA 94565	Plumbing, Heating, and Air-Con
STORMASTER	2750 CALIFORNIA AVE PITTSBURG CA 94565	General Warehousing and Storage
SUBWAY #5898	532 BAILEY RD PITTSBURG CA 94565	Eating and Drinking Places

**FY 2020 - 2021 Annual Report**  
**Permittee Name: City of Pittsburg**

**C.4 – Industrial and Commercial Site Controls**

SUBWAY # 42541	1343 BUCHANAN RD PITTSBURG CA 94565-0000	Eating and Drinking Places
SUBWAY #29318	139 ATLANTIC AVE PITTSBURG CA 94565	Eating and Drinking Places
SUBWAY #64307	2102 W LELAND RD PITTSBURG CA 94565	Eating and Drinking Places
SUBWAY SANDWICHES & SALADS	2121 LOVERIDGE RD PITTSBURG CA 94565	Eating and Drinking Places
SUPERIOR EXPRESS WASH INC	3590 RAILROAD AVE PITTSBURG CA 94565	Carwashes
SUPERIOR SOUNDS INC.	625 CALIFORNIA AVE D PITTSBURG CA 94565	Miscellaneous Personal Service
SURGE MARKETING INC	671 WILLOW PASS RD UNIT 1-5 PITTSBURG CA 94565	Miscellaneous Retail Stores, N
SUSTAINABLE WATER SOLUTION LLC	2200 FREED WAY STE C PITTSBURG CA 94565	Chemicals and Chemical Preparation
TAQUERIA ACATLAN	1390 RAILROAD AVE PITTSBURG CA 94565-3823	Eating and Drinking Places
TAQUERIA LOS REYES	526 BAILEY RD PITTSBURG CA 94565	Eating and Drinking Places
TECH AUTO INC	598 E 3RD ST PITTSBURG CA 94565	General Automotive Repair Shop
TEMPLERS TOWING AUTO BODY, INC.	941 GARCIA AVE STE G & H PITTSBURG CA 94565	Top, Body, and Upholstery Repair
TEPA AUTO BODY LLC	640 GARCIA AVE A PITTSBURG CA 94565	General Automotive Repair Shop
TESORO WEST COAST CO LLC.	2971 RAILROAD AVE PITTSBURG CA 94565	Gasoline Service Stations
THE BEAUTY PARADISE	2271 RAILROAD AVE PITTSBURG CA 94565	Industrial Supplies
THE BONAMI BAKING CO INC	380 E 10TH ST PITTSBURG CA 94565	Bread and Other Bakery Product
THE OLIVE GARDEN ITALIAN RESTAURANT #1341	4195 CENTURY BLVD PITTSBURG CA 94565	Eating and Drinking Places
THE SUNSHINE CAFE	2227 RAILROAD AVE PITTSBURG CA 94565	Eating and Drinking Places

**FY 2020 - 2021 Annual Report**  
**Permittee Name: City of Pittsburg**

**C.4 – Industrial and Commercial Site Controls**

THE WATER STORE	292 ATLANTIC AVE PITTSBURG CA 94565	Miscellaneous Retail Stores, NEC
TIFFANY WILLIAMS	3774 RAILROAD AVE E PITTSBURG CA 94565	Miscellaneous Personal Service
TIRES & BRAKES	1592 WILLOW PASS RD PITTSBURG CA 94565	Automotive Services, Except Repair
TKS FOODS INC	2921 HARBOR ST STE C PITTSBURG CA 94565	Eating and Drinking Places
T-MOBILE WEST LLC	410 ATLANTIC AVE PITTSBURG CA 94565	Miscellaneous Retail Stores, NEC
T-MOBILE WEST LLC	4524 CENTURY BLVD PITTSBURG CA 94565	Miscellaneous Retail Stores, NEC
TOCCI YACHTS	1 MARINA BLVD PITTSBURG CA 94565	Boat Dealers
TOGO'S PITTSBURG	4485 CENTURY BLVD PITTSBURG CA 94565	Eating and Drinking Places
TOKYO & BEIJING	2225 RAILROAD AVE #102 PITTSBURG CA 94565	Eating and Drinking Places
TONY'S AUTO REPAIR	1436 BOBO CT C PITTSBURG CA 94565	General Automotive Repair Shop
TOUCHDOWN WIRELESS	260 ATLANTIC AVE PITTSBURG CA 94565-5222	Miscellaneous Retail Stores, NEC
TOUCHDOWN WIRELESS	2145 LOVERIDGE RD PITTSBURG CA 94565	Miscellaneous Personal Service
TRENCH PLATE RENTAL CO. INC.	530 GARCIA AVE PITTSBURG CA 94565	Heavy Construction Equipment Rental
TRUSTED ANIMAL SERVICES	2104 MARTIN WAY PITTSBURG CA 94565	Miscellaneous Personal Service
TUNA HOUSE	4285 CENTURY BLVD PITTSBURG CA 94565	Eating and Drinking Places
U.S.A. ICE CREAM	2173 MARTIN WAY PITTSBURG CA 94565	Ice Cream and Frozen Desserts
UBE AREA CORP	2229 RAILROAD AVE PITTSBURG CA 94565	Eating and Drinking Places
UNCLE WANG CHINESE RESTAURANT INC	3821 RAILROAD AVE PITTSBURG CA 94565-6527	Eating and Drinking Places



**FY 2020 - 2021 Annual Report**  
**Permittee Name: City of Pittsburg**

**C.4 – Industrial and Commercial Site Controls**

UNITED RECOVERY SERVICES LLC	1251 CALIFORNIA AVE 400 PITTSBURG CA 94565	Miscellaneous Personal Service
UNIVERSAL AUTO REPAIR	499 E 10TH ST PITTSBURG CA 94565	Automotive Repair Shops, NEC
UNIVERSAL AUTO SALES	499 E 10TH ST PITTSBURG CA 94565	Motor Vehicle Dealers (New and
UNIWORLD MACHINERY & SUPPLY INC	690 GARCIA AVE B PITTSBURG CA 94565	Industrial Supplies
UPLAND ENTERPRISES	163 E 4TH ST PITTSBURG CA 94565	Miscellaneous Retail Stores, N
USS-UPI, LLC	900 LOVERIDGE RD PITTSBURG CA 94565	Steel Works, Blast Furnaces
VALLEY MARKET	525 E 12TH ST PITTSBURG CA 94565	Grocery Stores
VANESSA LANDERS	3774 RAILROAD AVE D PITTSBURG CA 94565	Miscellaneous Personal Service
VARINDER PREET KAUR JAMMU	3831 RAILROAD AVE PITTSBURG CA 94565	Grocery Stores
VEE JAY MARINE SERVICE, INC.	6 BAYSIDE DR PITTSBURG CA 94565-1924	Boat Dealers
VIET PALACE RESTAURANT	1317 BUCHANAN RD PITTSBURG CA 94565	Eating and Drinking Places
VIKING PROCESSING CORPORATION	620 CLARK AVE PITTSBURG CA 94565	Steel Works, Blast Furnaces
VINTAGE LIQUORS	1339 BUCHANAN RD PITTSBURG CA 94565	Liquor Stores
VINTNERS DISTRIBUTORS, INC.	1235 CALIFORNIA AVE PITTSBURG CA 94565	Gasoline Service Stations
VITALIGENT EAST BAY, LLC	2120 RAILROAD AVE 110 PITTSBURG CA 94565	Eating and Drinking Places
VITALIGENT- EASTBAY, LLC	4402 CENTURY BLVD PITTSBURG CA 94565	Eating and Drinking Places
VIVA MEXICO GRILL AND CANTINA	1335 BUCHANAN RD PITTSBURG CA 94565	Eating and Drinking Places
WAH SING CHINESE RESTAURANT	2222 RAILROAD AVE PITTSBURG CA 94565	Eating and Drinking Places

WALID A NAZARI	1702 N PARKSIDE DR PITTSBURG CA 94565	Automotive Repair Shops, NEC
WARREN MCCREE ELKS LODGE & MAGNOLIA TEMPLE	460 E 10TH ST PITTSBURG CA 94565	Civic, Social, and Fraternal Assembly
WATERFRONT GRILL & CAFE	51 MARINA BLVD A PITTSBURG CA 94565	Eating and Drinking Places
WEST MARINE PRODUCTS	4645 CENTURY BLVD PITTSBURG CA 94565	Miscellaneous Retail Stores, NEC
WINCO FOODS, LLC	2400 N PARK BLVD PITTSBURG CA 94565	Grocery Stores
WINTER CHEVROLET CO., INC.	3750 CENTURY CT PITTSBURG CA 94565	Motor Vehicle Dealers (New and Used)
WINTER CHEVROLET COMPANY, INC.	3850 CENTURY CT PITTSBURG CA 94565	Motor Vehicle Dealers (New and Used)
WOMAR, INC.	4595 CENTURY BLVD PITTSBURG CA 94565	Eating and Drinking Places
YUMMY HAWAIIAN BBQ	160 ATLANTIC AVE PITTSBURG CA 94565-5220	Eating and Drinking Places
ZESTY OMG, INC	4406 CENTURY BLVD PITTSBURG CA 94565	Eating and Drinking Places

**C.4.d.iii.(2)(a) & (c) ► Facility Inspections**

Fill out the following table or attach a summary of the following information. Indicate your reporting methodology below.

<input checked="" type="checkbox"/>	Permittee reports multiple discrete potential and actual discharges at a site as one enforcement action.
<input type="checkbox"/>	Permittee reports the total number of discrete potential and actual discharges on each site.

	Number
Total number of inspections conducted (C.4.d.iii.(2)(a))	20
Violations, enforcement actions, or discreet number of potential and actual discharges resolved within 10 working days or otherwise deemed resolved in a longer but still timely manner (C.4.d.iii.(2)(c))	0

Comments:  
 The ability to conduct the targeted number of inspections this fiscal year was not possible due to the COVID-19 pandemic. Field work increases risk of person-to-person contact and inspection protocols had to be modified. Additionally, many facilities requiring inspections were not open, and facility managers were unavailable due to work from home mandates and diversion to other essential operations duties. Any facility inspections

planned for FY 2020/2021 that were not completed have been added to the FY 2021/2022 inspection lists. Follow-up inspections will be performed as soon as reasonable.

**C.4.d.iii.(2)(b) ► Frequency and Type of Enforcement Conducted**

Fill out the following table or attach a summary of the following information

	<b>Enforcement Action</b> (as listed in ERP) <sup>49</sup>	<b>Number of Enforcement Actions Taken</b>
Level 1	n/a	0
Level 2	n/a	0
Level 3	n/a	0
Level 4	n/a	0
<b>Total</b>	<b>n/a</b>	<b>0</b>

**C.4.d.iii.(2)(d) ► Frequency of Potential and Actual Non-stormwater Discharges by Business Category**

Fill out the following table or attach a summary of the following information.

<b>Business Category<sup>50</sup></b>	<b>Number of Actual Discharges</b>	<b>Number of Potential Discharges</b>
AUTO AND HOME SUPPLY STORE	0	0
AUTOMOTIVE EXHAUST REPAIR	0	0
AUTOMOTIVE REPAIR SHOPS NEC	0	0
AUTOMOTIVE SERVICES EXCEPT REPAIRS	0	0
AUTOMOTIVE SERVICES,	0	0
AUTOMOTIVE SERVICES, EXCEPT REPAIR AND CARWASHES	0	0
CANDY, NUT, AND CONFECTIONERY	0	0
CAR WASHES	0	0
CARPET AND UPHOLSTERY CLEANING	0	0

<sup>49</sup>Agencies to list specific enforcement actions as defined in their ERPs.

<sup>50</sup>List your Program's standard business categories.

COIN OPERATED LAUNDRY	0	0
CORPORATION YARDS	0	0
DRINKING PLACES	0	0
EATING AND DRINKING PLACES	0	0
FOOD PREPARATIONS, NEC	0	0
FOOD SERVICE	0	0
GASOLINE SERVICE STATIONS	0	0
GENERAL AUTOMOTIVE REPAIR	0	0
GROCERY STORES	0	0
LAUNDRY AND GARMENT SERVICES	0	0
LINEN SUPPLY	0	0
MANUFACTURING	0	0
METALWORKING, MACHINERY, NEC	0	0
MISCELLANEOUS FOOD STORE	0	0
MISCELLANEOUS PERSONAL SERVICE	0	0
MOBILE CLEANERS	0	0
MOBILE FOOD SERVICE – RETAIL	0	0
MOBILE PET GROOMERS	0	0
MOTOR VEHICLE DEALERS (VEHICLE SERVICE)	0	0
NOI FILER	0	0
PLANT NURSERIES	0	0
REPAIR SHOPS AND RELATED SERVICES	0	0
RETAIL BAKERIES	0	0
SPECIAL SERVICES	0	0
SPECIAL TRADE CONTRACTORS (CORPORATION YARD)	0	0
TOP, BODY, AND UPHOLSTERY REPAIR	0	0
TOWING AND TUGBOAT SERVICES	0	0

**0C.4.d.iii.(2)(e) ► Non-Filers**

List below or attach a list of the facilities required to have coverage under the Industrial General Permit but have not filed for coverage:  
 The following list of businesses were identified as having SIC codes, which are subject to an Industrial General Permit, through the Business License Screening.

<b>Business Name</b>	<b>SIC</b>	<b>Description</b>
White Glove	4212	Trucking
Masterank America	4225	General Warehousing
Jinder Motors Inc	4212	Trucking
Haver Trans Inc	4212	Trucking
J & J Trans	4212	Dump Trucks
Sunny Motors Transport	4213	Trucking
PFamily Food	2099	PFamily Food
Number One Concrete	4212	Concrete & Transporting
Kortick Manufacturing LLC	3146	Manufacturing pipeline hardware
Canyon Formulations LLC	2834	Pharmaceutical Preparations
Canyon Formulations LLC	4225	Warehouser and Shipper of Pharmaceutical and Cosmetics
Eagle Eye Express, LLC	4215	Delivery Service, Logistics Support
Jasbir Trans Inc.	4212	Construction Trucking Sand and Gravel
Hubbart Trucking Inc	4212	Hauling Material to and from Construction Sites
Sierra Boat & RV Storage	4225	General Warehousing & Storage
Airamanna	2339	Clothing (online webstore)
FortyNiner Trucking	4213	Trucking
Heidi Quinones	4119	Rideshare
Norcal Equipment Rental LLC	3531	Construction Machinery and Equipment Rental

**FY 2020 - 2021 Annual Report**  
**Permittee Name: City of Pittsburgh**

**C.4 – Industrial and Commercial Site Controls**

Bay Side Limo	4119	Limo
A Ford Trucking Co Inc	4212	Trucking/Transportation
Ramar Foods	3999	Manufacturing Industries, not elsewhere classified
Santa Barbara Transportation Corp	4151	School Buses

**C.4.e.iii ► Staff Training Summary**

<b>Training Name</b>	<b>Training Dates</b>	<b>Topics Covered</b>	<b>No. of Industrial/Commercial Site Inspectors in Attendance</b>	<b>Percent of Industrial/Commercial Site Inspectors in Attendance</b>	<b>No. of IDDE Inspectors in Attendance</b>	<b>Percent of IDDE Inspectors in Attendance</b>
C.4 & C.5 Stormwater Inspection Training Workshop	5/25/21	<ul style="list-style-type: none"> <li>Basics of Routine Inspection</li> <li>Stormwater Regulatory Overview</li> <li>Anatomy of Enforcement</li> <li>Inspection Photo Review</li> <li>Jurisdictional Clarity</li> </ul>	3	100	3	100
<p>Comments:            Due to the risk of person-to-person contact, the training was planned as an online webinar. Many Permittees and trainers had limited availability for the workshop due to requirements to staff essential operations and/or work-stop orders.</p>						

**Section 5 – Provision C.5 Illicit Discharge Detection and Elimination**

**Program Highlights and Evaluation**  
**Highlight/summarize activities for reporting year:**

Provide background information, highlights, trends, etc.

Summary:  
 Public Works staff prioritize servicing those storm drain mains that experience chronic flooding, and areas where illegal dumping is prevalent. Staff is able to be more efficient with inspections and prioritizing areas since the City has its own CCTV equipment to target the segments of pipe needing immediate attention. The City also participates in the CCCWP Municipal Operations Committee. Refer to the C.5 Illicit Discharge Detection and Elimination section of the CCCWP FY 20-21 Annual Report for a description of activities implemented at the countywide and/or regional level.

**C.5.c.iii ► Complaint and Spill Response Phone Number**

Summary of any changes made during FY 20-21:  
 No change

**C.5.d.iii.(1), (2), (3) ► Spill and Discharge Complaint Tracking**

Spill and Discharge Complaint Tracking (fill out the following table or include an attachment of the following information)

	<b>Number</b>
Discharges reported (C.5.d.iii.(1))	7
Discharges reaching storm drains and/or receiving waters (C.5.d.iii.(2))	1
Discharges resolved in a timely manner (C.5.d.iii.(3))	7

Comments:  
 Illicit discharges and illegal dumping are reported to the Public Works Dispatch Center, through the 1-800 No Dumping Hotline, and through the City's Go Cities Request App. Public Works staff are dispatched to investigate these calls and abate spills as needed. City staff make field assessments of the discharge. If discharge was found to have already impacted the storm drain or a creek, staff will conduct the cleanup immediately. A warning is typically given to residents or businesses for the first incident, any subsequent incidents are reported to the City's permit coordinator for further action and cost recovery.  
 All reported discharges that Public Works staff investigates are tracked on work orders with the Cartograph database and by the City's permit coordinator.

--



Section 6 – Provision C.6 Construction Site Controls

<b>C.6.e.iii.(3)(a), (b), (c), (d) ▶ Site/Inspection Totals</b>			
<b>Number of active Hillside Sites (sites disturbing &lt; 1 acre of soil requiring storm water runoff quality inspection) (C.6.e.iii.3.a)</b>	<b>Number of High Priority Sites (sites disturbing &lt; 1 acre of soil requiring storm water runoff quality inspection) (C.6.e.iii. 3.c)</b>	<b>Number of sites disturbing ≥ 1 acre of soil (C.6.e.iii.3.b)</b>	<b>Total number of storm water runoff quality inspections conducted (include only Hillside Sites, High Priority Sites and sites disturbing 1 acre or more) (C.6.e.iii. 3.d)</b>
Does not apply	1	10	54
Comments:			
There were no other inspections conducted for projects not included in the categories listed above.			

<b>C.6.e.iii.(3)(e) ▶ Construction Related Storm Water Enforcement Actions</b>		
	<b>Enforcement Action (as listed in ERP)<sup>51</sup></b>	<b>Number Enforcement Actions Issued</b>
Level 1 <sup>52</sup>	Verbal Notice	0
Level 2	Notice of Violation	0
Level 3	Formal Enforcement (Administrative penalties, cost recovery)	0
Level 4	Legal Action	0
<b>Total</b>		<b>0</b>

<sup>51</sup>Agencies should list the specific enforcement actions as defined in their ERPs.

<sup>52</sup>For example, Enforcement Level 1 may be Verbal Warning.

<b>C.6.e.iii.(3)(f) ► Illicit Discharges</b>	
	<b>Number</b>
Number of illicit discharges, actual and those inferred through evidence at hillside sites, high priority sites and sites that disturb 1 acre or more of land (C.6.e.iii. 3.f)	0

<b>C.6.e.iii.(3)(g) ► Corrective Actions</b>	
Indicate your reporting methodology below.	
<input type="checkbox"/>	Permittee reports multiple discrete potential and actual discharges at a site as one enforcement action.
<input checked="" type="checkbox"/>	Permittee reports the total number of discrete potential and actual discharges on each site.
	<b>Number</b>
<b>Enforcement actions or discrete potential and actual discharges fully corrected within 10 business days after violations are discovered</b> or otherwise considered corrected in a timely period (C.6.e.iii. .3.g)	0
<b>Comments:</b> Not applicable	

<b>C.6.e.iii.(4) ► Evaluation of Inspection Data</b>
Describe your evaluation of the tracking data and data summaries and provide information on the evaluation results (e.g., data trends, typical BMP performance issues, comparisons to previous years, etc.).
Description: Inspections for this fiscal year did not indicate any of the sites were problematic, having any BMP issues. The results are typical of the types of projects that were under construction during the rainy season.

<b>C.6.e.iii.(4) ► Evaluation of Inspection Program Effectiveness</b>
Describe what appear to be your program's strengths and weaknesses, and identify needed improvements, including education and outreach.
Description: City staff use the Smartsheets to record site rainy season inspections. No Changes have been made to the inspection forms. The City participates in the CCCWP's New Development workgroup. Refer to the C.6 Construction Site Control section of countywide program's FY 20-21 Annual Report (if applicable) for a description of activities implemented at the countywide and/or regional level.

<b>C.6.f.iii ▶ Staff Training Summary</b>			
<b>Training Name</b>	<b>Training Dates</b>	<b>Topics Covered</b>	<b>No. of Inspectors in Attendance</b>
There was no training this fiscal year. C.6 training is scheduled at the local level in FY 21/22.			

**Section 7 – Provision C.7. Public Information and Outreach**

**C.7.b.i.1 ► Outreach Campaign**

Summarize outreach campaign. Include details such as messages, creative developed, and outreach media used. The detailed outreach campaign report may be included as an attachment. If outreach campaign is being done by participation in a countywide or regional program, refer to the separate countywide or regional Annual Report.

Summary:

The City participated in the regional outreach efforts (See the Fiscal Year 2020/21 CCCWP's Annual Report, Section C.7, for a summary of the outreach efforts conducted by the Program on our behalf.) and on a local level. The City on a local level did outreach to support many of these efforts identified in the CCCWP Annual Report. The City did not host annual cleanups nor school outreach, marina boating education, or garden workshops related to IPM due to the COVID-19 pandemic.

**C.7.b.iii.2 ► Post-Campaign Effectiveness Assessment/Evaluation**

*(For the Annual Report following the post-campaign effectiveness assessment/evaluation)* Submit a report of the effectiveness assessment/evaluation completed, which, at a minimum, should include the following information:

- 1) A description of the outreach campaign
- 2) A summary of how the effectiveness assessment/evaluation was implemented
- 3) An analysis of the effectiveness assessment/evaluation results
- 4) A discussion of the measurable changes in awareness and behavior achieved
- 5) A discussion of the planned or future outreach campaigns to influence awareness and behavior changes regarding stormwater runoff pollution prevention messages

If campaign implementation and effectiveness assessment were done Countywide or regionally, refer to a Countywide or regional submittal that contains the information described above.

<input type="checkbox"/>	See attached effectiveness assessment/evaluation report
<input checked="" type="checkbox"/>	See Countywide or regional submittal (reference document)
<input type="checkbox"/>	Effectiveness assessment/evaluation report was included in the FY 19-20 Annual Report


**C.7.c. Stormwater Pollution Prevention Education**

No Change

**C.7.d ► Public Outreach and Citizen Involvement Events**

Describe general approach to event selection. Provide a list of outreach materials and giveaways distributed.  
 Use the following table for reporting and evaluating public outreach events

Event Details	Description (messages, audience)	Evaluation of Effectiveness
Provide event name, date, and location. Indicate if event is local, countywide or regional. Indicate if event is public outreach or citizen involvement.	Identify type of event (e.g., school fair, creek clean-up, storm drain stenciling, farmers market etc.), type of audience (school children, gardeners, homeowners etc.) and outreach messages (e.g., Enviroscene presentation, pesticides, stormwater awareness)	Provide general staff feedback on the event (e.g., success at reaching a broad spectrum of the community, well attended, good opportunity to talk to gardeners etc.). Provide other details such as: <ul style="list-style-type: none"> <li>• Success at reaching a broad spectrum of the community</li> <li>• Number of participants compared to previous years.</li> <li>• Post-event effectiveness assessment/evaluation results</li> <li>• Quantity/volume of materials cleaned up, and comparisons to previous efforts</li> </ul>
Regional: See the Fiscal Year 2020/21 CCCWP's Annual Report, Section C.7, for a summary of the public outreach and citizen involvement events conducted by the Program on our behalf.		
Local: Living Green Gardens - continued	The City installed Living Green Gardens as a demonstration garden designed to provide information to residents, businesses, landscapers, and architects on plants that require less water, no pesticide use, and teach about low flow irrigation. This half-	The Livinggreengardens.com website provides residents with great information about IPM and irrigation promoting workshops at the City and in the area. Workshops were offered FY 20/21 in the winter and spring. However, due to the COVID-19

	<p>acre garden at City Hall promotes Integrated Pest Management, Water Conservation, and Drought Tolerant Plants with signage throughout describing all of these concepts.</p> <p>The garden is for residents but also for commercial landscapers to learn about new innovative irrigation techniques, alternative fertilization methods, and drought tolerant plant varieties.</p> <p>The garden teaches how to naturally enhance the soil with mulch and compost because when plants are healthy, they can naturally resist pests.</p> <p>Another big concept demonstrated is the importance of low flow irrigation and how drip irrigation has evolved to provide more efficiency, flexibility with installation, and other options to sub surface irrigation that will provide more efficient methods of getting water to the plant roots. A fertigation tank has been installed to use organic soluble fertilizer within the subsurface irrigation system.</p> <p>Lastly, there is a turf demonstration area, in consultation with UC Davis, with grasses that use 75% less water, disease resistant and less maintenance. They are: 1) UC Verde Buffalo Grass, 2) Kurapia, 3) Delta Blue Grass No Mow and 4) traditional fescue. Each turf area has a separate meter to monitor water use. Having these various turfs on display allows individuals to look and touch the various grass types to see which one might appeal.</p> <p>Lastly, Living Green Gardens is Bay Friendly Certified.</p>	<p>outbreak and shutdown only were able to conduct one in person 'Home Composting' class (11 attendees) and one on-line course for 'Drip Irrigation' (18 attendees).</p> <p>Good reviews: "I enjoyed the dirt and worms a lot. I loved this and so did my kiddo!"</p> <p>If the COVID restrictions continue into the Fall and Spring, we will look into more on-line courses.</p>
---	---	---

Local (& countywide): The City of Pittsburgh sponsored virtual Bringing Back the Natives Garden Tours at the \$1,500 level.



The Bringing Back the Natives Garden Tour is a free, self-guided event that showcases pesticide-free, water conserving gardens that provide habitat for wildlife and contain 50% or more native plants. This Tour has been honored with DPR's IPM Innovator award for Education and Outreach as well as the Jefferson Award from KCBS Radio.

In early March of 2020, the approaching specter of Covid-19 resulted in the cancellation of the in-person Tour, nine workshops, and three plant sales. At the end of March the decision was made to turn the Tour into a virtual event. The virtual tour, called Sundays in the Gardens with the Bringing Back the Natives Garden Tour, took place over the course of three Sundays, on April 26, May 3, and May 10. Fourteen hours of programming were offered over the course of the three days.




- Three thousand and seventy people registered for this event.
- The April 26 program had 830 live views, and has had an additional 7,100 views on YouTube
- The May 3 program had 865 live views, and has had an additional 3,100 views on YouTube
- The May 10 program had more than 600 live views, and has had an additional 3,200 views on YouTube
- Total: 3,000 live views and an additional 13,400 YouTube views to date.


The garden guide was produced as a 115 page PDF, which featured forty three gardens, lists of native plant designers and nurseries, native plant gardening resources, and contained more than 50 full color photographs.

Considering late change to new format, there was a great response. Many excellent comments on the programs and tours and nice that these can be revisited on YouTube.

<p>Local: The City of Pittsburg family festival event; "Green Footprint Festival". The event was scheduled for on June 4, 2020 at the City's children's park (Small World Park), the day after school was finished. It typically hosts the "green" theme with information from solar to composting to recycling and litter reduction.</p>	<p>The festival is a family event held in a closed park and families do pay an entrance fee which was discounted for the festival. The event hosts a variety of vendors which have a kid friendly activities. Typical vendors include: Kids for the Bay, City environmental services, US Fish and Wildlife, Pittsburg Disposal, Sustainable Contra Costa, and Tri Delta Transit, etc.</p>	<p>Due to the COVID-19 crisis and requirements about no mass gatherings, this event was cancelled. It is hoped to have it return in 2022.</p>
<p>Local: Marina Clean Green Boating – continued  Marina was re-designated in 2018 as a Clean Green Marina.</p>	<p>The Marina continues to educate boaters about not spilling fuel and oil on the water. They provide spill pads and fuel donuts to prevent spills on the Delta. Pittsburg Marina maintains Green Boating Certification. This certification is very difficult to achieve and maintain.</p>	<p>The Marina hands out spill pads continually as well as has a facility to accept oil, oil filters and batteries from tenants. The Marina handed out 68 boating bags/kits as well as other materials after the individual signs a pledge card. The Marina also passes out tide books with green marina information, tips, and service locations.</p>
<p>Local: National Night Out – continued</p>	<p>A Community event whereby the Police department honors Neighborhood Watch groups by opening up Small World Park for an evening to invite them and other residents to say thank you for community involvement and to get others involved. The PD invited various departments and local agencies to pass out information.</p>	<p>Due to the COVID-19 crisis and requirements about no mass gatherings, this event was cancelled for FY 20/21.</p>
<p>Local: Neighborhood Improvement Meetings - continued</p>	<p>Community meetings to discuss City projects, issues, department efforts. Presentations by various staff members. Environmental Affairs discusses recycling, litter, NPDES, Adopt a Spot, Living Green Gardens, and all the functions of the department. Staff have one on one engagements with residents to supply literature, information on HHW, pesticide use, and other items.</p>	<p>Due to the COVID-19 crisis and requirements about no mass gatherings, this event was cancelled. It is hoped to have it return in 2022.</p>
<p>Local: Civic Pride Day – continued</p>	<p>The City in partnership with the school district, established a yearly event to bring</p>	<p>Due to the COVID-19 crisis and requirements about no mass gatherings, this event was</p>



	<p>awareness to the litter / trash issues within the City. The community cleanup day is called Civic Pride Day and was last held on May 5, 2019. The City had 5 locations: Civic Park, Riverview Marina, Martin Luther King Jr JHS Spillway, Rancho Medanos JHS and Trail way and Buchanan Park.</p> 	<p>cancelled. It is hoped to have it return in fall 2021 or spring 2022.</p>
<p>Local: Adopt a Spot – continued</p> 	<p>The Neighborhood Improvement Team, in partnership with individuals, neighborhood groups, civic organizations, and local businesses, would like the community to take ownership, responsibility, and pride of public areas as well as make a visible impact in neighborhoods and reduce pollutants such as trash from entering our waterways and the Delta.</p>	<p>Due to the COVID-19 crisis and requirements about no mass gatherings, we have not been receiving as many requests for supplies to do cleanups. The City has 9 community groups that are trying to pick up trash in our local parks and roadways. Some groups/individuals participate each week and some once a month. Clean Pittsburg does weekly cleanups all over the City – not in one location – but are practicing social distancing. These groups are trying to be vigilant especially with the extra volume of trash seen.</p>
<p>Local: EcoHero Show</p>	<p>EcoHero - Mr. Eco - is a program targeting elementary school children about not littering, using less waste and recycling. The program uses music, story and video interacting with students and teachers sharing a sustainability message about animals in the sea affected by litter,</p>	<p>In-person shows were cancelled due to the COVID-19 crisis and the closure of schools and no mass gatherings allowed. However, Mr. Eco created a virtual assembly program and an estimated 2,290 students were reached virtually through 4 whole-school assemblies.</p>

	<p>keeping the earth clean, and recycling to make the world a better place.</p>	
	<p>"It was very engaging and informative. It actually lined up perfectly with some of our class discussions with my first graders." <b>12/18/2020: Ariana Chandler, 1st Grade, Parkside Elementary</b></p> <p>"My student loved the songs." <b>12/17/2020: Leticia Buenafe, 3rd Grade, Parkside Elementary</b></p> <p>"It was great, very engaging and informational considering the setting." <b>03/22/2021: Milly Estrada, Principal, Los Medanos Elementary</b></p>	

**C.7.e. ► Watershed Stewardship Collaborative Efforts**

Summarize watershed stewardship collaborative efforts and/or refer to a regional report that provides details. Describe the level of effort and support given (e.g., funding only, active participation etc.). State efforts undertaken and the results of these efforts. If this activity is done regionally refer to a regional report.

Evaluate effectiveness by describing the following:

- Efforts undertaken
- Major accomplishments

Summary:

Regional: See the Fiscal Year 2020/21 CCCWP's Annual Report, Section C.7, for a summary of watershed stewardship collaborative efforts conducted by the Program on our behalf.

Local: The City of Pittsburg is a contributing member of the California Product Stewardship Council, Green Business Program, Household Hazardous Waste Program, Native Plant Tour, and Sustainable Contra Costa.

Local: Continued --The Partners for the Watershed is an active group government, academic, and industry members that implement education and stewardship activities within the Kirker Creek Watershed. The Kirker Creek Watershed Management Plan, a community-based document published in 2004, identifies a series of projects and programs that promote project-based watershed education and community stewardship activities within the watershed. Partners for the Watershed have been integral in the implementation of these activities. Contra Costa Resource Conservation District, who originally help complete the Watershed Management Plan, has been doing a review of the action items within the plan to see its progress. Reporting back to CCRCD they have noted that the City has completed many of the items tasked in the vast plan. They are looking to assist with more programs within Pittsburg to promote watershed learning.



Covid-19 did not allow for the usual program collaboration within the community due to COVID restrictions, closure of schools and other active organizations.

**C.7.f. ► School-Age Children Outreach**

Summarize school-age children outreach programs implemented. A detailed report may be included as an attachment.

Use the following table for reporting school-age children outreach efforts.

Program Details	Focus & Short Description	Number of Students/Teachers reached	Evaluation of Effectiveness
Provide the following information: Name	Brief description, messages, methods of outreach used	Provide number or participants	Provide agency staff feedback. Report any other evaluation methods used (quiz, teacher

<p>Grade or level (elementary/ middle/ high)</p>			<p>feedback etc.). Attach evaluation summary if applicable.</p>
<p>Local: Delta Waters Education Program – continued</p> 	<p>A special hands-on educational experience in the local watershed – Dow Wetlands Preserve. See description in section C.7.e.</p>	<p>Various numbers reached each year depending on schools, teachers, parents and testing.</p>	<p>Due to the COVID-19 crisis and schools closed for distance learning, these classes were cancelled. It is hoped to have it return in 2022.</p>
<p>Local: Pittsburg High School Green Campus Challenge – continued</p> 	<p>The local high school program engaged in a Green Competition between classes (Battle of the Classes) but incorporated a separate individual call to action for taking extra efforts to pick up litter or to recycle.</p>	<p>Open to entire student body.</p>	<p>Due to the COVID-19 crisis and schools closed for distance learning, the challenge was cancelled. It is hoped to have it return in Fall of 2021 or Spring of 2022.</p>
<p>Local: Kids for the Bay</p>	<p>The Kids for the Bay's Watershed Action Program was delivered via 12 distance learning Zoom lessons. The program's focus included: Campus and Neighborhood Trash Cleanup, Alternatives to Pollution Using the Five Rs (Reduce, Reuse, Recycle, Rot and Refuse), and healthy Watersheds and Environmental Leaders. The lessons included virtual field trips and encouraged the children to conduct</p>	<p>The Kids for the Bay program reached 48 fourth grade students at Parkside Elementary School</p>	<p>After each focus lesson, the students engaged in an Environmental Action Project, whereby the students shared their knowledge with other classes of students and teachers, and with their family members, and inspired environmental stewardship at home and in their school community.</p>

	their own explorations in their neighborhoods and share their findings.		
--	---	--	--

Section 9 – Provision C.9 Pesticides Toxicity Controls

<b>C.9.a. ► Implement IPM Policy or Ordinance</b>					
Is your municipality implementing its IPM Policy/Ordinance and Standard Operating Procedures?			X	Yes	<input type="checkbox"/> No
If no, explain:					
Report implementation of IPM BMPs by showing trends in quantities and types of pesticides used, and <b>suggest reasons for increases in use of pesticides that threaten water quality</b> , specifically organophosphates, pyrethroids, carbamates fipronil, indoxacarb, diuron, and diamides. A separate report can be attached as evidence of your implementation.					
<b>Trends in Quantities and Types of Pesticide Active Ingredients Used<sup>53</sup></b>					
<b>Pesticide Category and Specific Pesticide Active Ingredient Used</b>	<b>Amount<sup>54</sup></b>				
	<b>FY 16-17</b>	<b>FY 17-18</b>	<b>FY 18-19</b>	<b>FY 19-20</b>	<b>FY 20-21</b>
<b>Organophosphates</b>					
Active Ingredient Chlorpyrifos	0	0	0	0	0
Active Ingredient Diazinon	0	0	0	0	0
Active Ingredient Malathion	0	0	0	0	0
<b>Pyrethroids (see footnote #2 for list of active ingredients)</b>					
Active Ingredient Type X	0.58	0	0	0	0
Active Ingredient Type Y	0	0	0	0	0
<b>Carbamates</b>					
Active Ingredient Carbaryl	0	0	0	0	0
Active Ingredient Aldicarb	0	0	0	0	0
<b>Fipronil</b>	128.56	0	0	0	0
<b>Pesticide Category and Specific Pesticide Active Ingredient Used</b>	<b>Amount</b>				

<sup>53</sup>Includes all municipal structural and landscape pesticide usage by employees and contractors.

<sup>54</sup>Weight or volume of the active ingredient, using same units for the product each year. Please specify units used. The active ingredients in any pesticide are listed on the label. The list of active ingredients that need to be reported in the pyrethroids class includes: metofluthrin, bifenthrin, cyfluthrin, beta-cyfluthrin, cypermethrin, deltamethrin, esfenvalerate, lambdacyhalothrin, and permethrin.

	FY 16-17	FY 17-18	FY 18-19	FY 19-20	FY 20-21
Indoxacarb	5.5 x 10 <sup>-7</sup>	0	0	0	0
Diuron	0	0	0	0	0
Diamides	0	0	0	0	0
Active Ingredient Chlorantraniliprole	0	0	0	0	0
Active Ingredient Cyantraniliprole	0	0	0	0	0
<b>Reasons for increases in use of pesticides that threaten water quality:</b> N/A					
<b>IPM Tactics and Strategies Used:</b> City staff uses manual trapping of gopher at City Hall to abate the gopher infestation on City Hall grounds. Trees that are removed are chipped and the wood chips are stored for use in landscape areas, medians and right of ways for weed abatement. The City is increasing the use of drought tolerant, native plants in right of ways and medians.					

<b>C.9.b ► Train Municipal Employees</b>	
Enter the number of employees that applied or used pesticides (including herbicides) within the scope of their duties this reporting year.	10
Enter the number of these employees who received training on your IPM policy and IPM standard operating procedures within this reporting year.	13
Enter the percentage of municipal employees who apply pesticides who have received training in the IPM policy and IPM standard operating procedures within this reporting year.	13
Type of Training: City staff attend PAPA, label training and tailgate trainings.	

<b>C.9.c ▶ Require Contractors to Implement IPM</b>			
Did your municipality contract with any pesticide service provider in the reporting year, for either landscaping or structural pest control?	<input checked="" type="checkbox"/>	<b>Yes</b>	<b>No</b>
If yes, did your municipality evaluate the contractor's list of pesticides and amounts of active ingredients used?	<input checked="" type="checkbox"/>	<b>Yes</b>	<b>No,</b>
<p>If your municipality contracted with any pesticide service provider, briefly describe how contractor compliance with IPM Policy/Ordinance and SOPs was monitored</p> <p>The City's structural IPM Contractor provides a detailed report of substances applied, areas that were inspected, and notes if there were pests found. In addition, the detailed reports are available on their website for City staff to view.</p>			

<b>C.9.d ▶ Interface with County Agricultural Commissioners</b>			
Did your municipality communicate with the County Agricultural Commissioner to: (a) get input and assistance on urban pest management practices and use of pesticides or (b) inform them of water quality issues related to pesticides,	<input checked="" type="checkbox"/>	<b>Yes</b>	<b>No</b>
<p>If yes, summarize the communication. If no, explain.</p> <p>The County Agriculture Commissioner presented to the June 15, 2021 Municipal Operations Committee Meeting.</p>			
Did your municipality report any observed or citizen-reported violations of pesticide regulations (e.g., illegal handling and applications of pesticides) associated with stormwater management, particularly the California Department of Pesticide Regulation (DPR) surface water protection regulations for outdoor, nonagricultural use of pyrethroid pesticides by any person performing pest control for hire.	<input type="checkbox"/>	<b>Yes</b>	<b>No</b>
<p>If yes, provide a summary of improper pesticide usage reported to the County Agricultural Commissioner and follow-up actions taken to correct any violations. A separate report can be attached as your summary.</p>			

<b>C.9.e.ii (1) ▶ Public Outreach: Point of Purchase</b>
Provide a summary of public outreach at point of purchase, and any measurable awareness and behavior changes resulting from outreach (here or in a separate report); <b>OR</b> reference a report of a regional effort for public outreach in which your agency participates.
Summary:



See the C.9 Pesticides Toxicity Control section of the CCCWP FY 20-21 Annual Report for information on point of purchase public outreach conducted countywide and regionally.

**C.9.e.ii (2) ► Public Outreach: Pest Control Contracting Outreach**

Provide a summary of outreach to residents who use or contract for structural pest control and landscape professionals); **AND/OR** reference a report of a regional effort for outreach to residents who hire pest control and landscape professionals in which your agency participates.

Summary:

See the C.9 Pesticides Toxicity Control section of the CCCWP FY 20-21 Annual Report for information on point of purchase public outreach conducted countywide and regionally.

**C.9.e.ii.(3) ► Public Outreach: Pest Control Operators**

Provide a summary of public outreach to pest control operators and landscapers and reduced pesticide use (here or in a separate report); **AND/OR** reference a report of a regional effort for outreach to pest control operators and landscapers in which your agency participates.

Summary:

See the C.9 Pesticides Toxicity Control section of the CCCWP FY 20-21 Annual Report for a summary of our participation in and contributions towards countywide and regional public outreach to pest control operators and landscapers to reduce pesticide use.

**C.9.f ► Track and Participate in Relevant Regulatory Processes**

Summarize participation efforts, information submitted, and how regulatory actions were affected; **AND/OR** reference a regional report that summarizes regional participation efforts, information submitted, and how regulatory actions were affected.

Summary:

During FY 20-21, we participated in regulatory processes related to pesticides through contributions to the countywide Program and CASQA. For additional information, see the Regional Report prepared by CASQA.

**Section 10 - Provision C.10 Trash Load Reduction**

<b>C.10.a.i ► Trash Load Reduction Summary</b>	
For population-based Permittees, provide the overall trash reduction percentage achieved to-date within the jurisdictional area of your municipality that generates problematic trash levels (i.e., Very High, High, or Moderate trash generation). Base the reduction percentage on the information presented in C.10.b i-iv and C.10.e.i-ii. Provide a discussion of the calculation used to produce the reduction percentage	
<b>Trash Load Reductions</b>	
Percent Trash Reduction in All Trash Management Areas (TMAs) due to <b>Trash Full Capture Systems</b> (as reported C.10.b.i)	28.3
Percent Trash Reduction in all TMAs due to <b>Control Measures Other than Trash Full Capture Systems</b> (as reported in C.10.b.ii) <sup>55</sup>	48.9
Percent Trash Reduction due to <b>Jurisdiction-wide Source Control Actions</b> (as reported in C.10.b.iv)	
<b>SubTotal for Above Actions</b>	<b>77.2</b>
<b>Trash Offsets (Optional)</b>	
Offset Associated with Additional Creek and Shoreline Cleanups (as reported in C.10.e.i)	9.8
Offset Associated with Direct Trash Discharges (as reported in C.10.e.ii)	
<b>Total (Jurisdiction-wide) % Trash Load Reduction through FY 2020-21</b>	<b>87</b>
<b>Discussion of Trash Load Reduction Calculation:</b>	

<b>C.10.a.iii ► Mandatory Trash Full Capture Systems</b>		
Provide the following:		
1) Total number and types of full capture systems (publicly and privately-owned) installed during FY 20-21, and prior to FY 20-21, including inlet-based and large flow-through or end-of-pipe systems, and qualifying low impact development (LID) required by permit provision C.3. 2) Total land area (acres) treated by full capture systems for population-based Permittees and total number of systems for non-population based Permittees compared to the total required by the permit.		
Type of System	# of Systems	Areas Treated (Acres)

<sup>55</sup> See Appendix 10-1 for changes between 2009 and FY 20-21 in trash generation by TMA as a result of Full Capture Systems and Other Measures.

<b>Installed in FY 20-21</b>		
n/a	0	n/a
<b>Installed Prior to FY 20-21</b>		
<b>Baskets</b>	112	167
<b>Connector Pipe Screens</b>	1	8
<b>HDS Privately Owned</b>	3	12
<b>GRSDs</b>	4	421
<b>Lid Facilities</b>	29	99
<b>Total for all Systems Installed To-date</b>	<b>149</b>	<b>707</b>
<b>Treatment Acreage Required by Permit (Population-based Permittees)</b>		
<b>Total # of Systems Required by Permit (Non-population-based Permittees)</b>		

**C.10.b.i ► Trash Reduction - Full Capture Systems**

Provide the following:

- 1) Jurisdiction-wide trash reduction in FY 20-21 attributable to trash full capture systems implemented in each TMA;
- 2) The total number of full capture systems installed to-date in your jurisdiction;
- 3) The percentage of systems in FY 20-21 that exhibited significant plugged/blinded screens or were >50% full when inspected or maintained;
- 4) A narrative summary of any maintenance issues and the corrective actions taken to avoid future full capture system performance issues; and
- 5) A certification that each full capture system is operated and maintained to meet the full capture system requirements in the permit.

<b>TMA</b>	<b>Jurisdiction-wide Reduction (%)</b>	<b>Total # of Full Capture Systems</b>	<b>% of Systems Exhibiting Plugged/Blinded Screens or &gt;50% full in FY 20-21</b>	<b>Summary of Maintenance Issues and Corrective Actions</b>
1	15.6	148	12	Debris was removed. 9 of the devices required filter replacement.
2	5.3			
3	0.1			
4	0.6			
5	0.6			
6	0.3			
7	2.1			
8	0.1			
9	0.1			
10	3.5			
11	0			
12	0			
<b>Total</b>	<b>28.3</b>			

<b>C.10.b.ii ► Trash Reduction – Other Trash Management Actions (PART A)</b>	
Provide a summary of trash control actions other than full capture systems or jurisdictional source controls that were implemented within each TMA, including the types of actions, levels, and areal extent of implementation, and whether actions are new, including initiation date.	
<b>TMA</b>	<b>Summary of Trash Control Actions Other than Full Capture Systems</b>
<b>1</b>	<p>The City continues to update its street sweeping inventory with the inclusion of newly constructed development. In addition, the City increased street sweeping by revising sweeping schedules for more effective coverage and conducted outreach to restaurants regarding proper waste management and BMPs. Portion of runoff within this TMA was also diverted to our gross solids trash capture device. City has a staff person dedicated to picking up litter and illegal dumping focused in this TMS, and City-wide. An updated street sweeping schedule can be found on the City's web site, updated 2009 and 2015. Quantities of debris removed are tracked via City's work order database.</p> <p>On April 16, 2018, the City Council adopted Ordinance 18-1445, "Adding Chapter 8.08 Sustainable Food Packaging; Polystyrene Products Regulation to the Municipal Code". The ordinance encouraged food providers in the City to immediately, voluntarily phase out take-out food packaging, sold or offered that is neither returnable, made of materials which are readily recyclable, nor made of a significant amount of post-consumer materials. The ordinance requires food providers to self-certify and submit a report of compliance within 45 days of the end of the fiscal year. Provisions of the Ordinance are voluntary until April 2, 2019. The City will begin enforcement after such date without further notice.</p> <p>On April 14, 2018 the City Council Adopted Ordinance 18-1446, Amending Chapter 8.07 "Plastic Bag Regulation" of the Municipal Code. The current Ordinance banning the use of single use plastic bags was only applicable to retail establishments, but not public eating establishments. This amendment to the Ordinance extends the plastic bag ban to public eating establishments. The ordinance became effective 30 days from the adoption date, the provisions of the Ordinance are voluntary until April 2, 2019. The City will begin enforcement after such date without further notice.</p> <p>On June 18, 2018, the City Council adopted Ordinance 18-1449 Amending Chapter 8.04 "Rubbish Removal and Disposal" of the Municipal Code. The ordinance requires all real property owners to maintain their trash receptacles in a code compliant location, with screening including fence, enclosure, landscaping, or other comparable facility as approved by the City. The containers are to be readily accessible with lids kept closed.</p> <p>City staff collected debris from illegal dumping in several right of way areas within this TMA this fiscal year.</p>
<b>2</b>	<p>Increased street sweeping by revising street sweeping schedule (2014) and outreach to restaurants regarding proper waste management. Quantities of debris removed are tracked via the City's work order database. Outreach to restaurants tracked by industrial and commercial business inspection reports. Adoption of Ordinances 18-1445 and 18-1446, see descriptions in TMA 1 above. Adoption of Ordinance 18-1449, see description in TMA 1 above. City staff collected debris from illegal dumping in several areas within this TMA this fiscal year.</p>
<b>3</b>	<p>Outreach to restaurants regarding proper waste management and BMPs, increased street sweeping (2014), development of previously vacant land, increased City involvement in clean up after events, increase storm drain maintenance. Quantities of debris removed are tracked via the City's work order database. Outreach to restaurants tracked by industrial and commercial business inspection reports. Adoption of Ordinances 18-1445 and 18-1446, see descriptions in TMA 1 above. Adoption of</p>

	Ordinance 18-1449, see description in TMA 1 above. City staff collected debris from illegal dumping in several areas within this TMA this fiscal year.
<b>4</b>	Additional streets added to street sweeping inventory, revised street sweeping schedule (2014), increased storm drain maintenance, provided dedicated Park Staff to routinely pick up trash and patrol all City parks. Creek Crews have also increased the frequency for creek bank cleanups along Pittsburg-Antioch Highway, due to the number of homeless camps that have occupied the area. Increased covered load enforcement by Code Enforcement (2013). Quantities of debris removed are tracked via the City's work order database. Citations issued for uncovered loads are tracked by the Police Department. City staff has taken on the responsibility for cleanup of all events held downtown with the onset of regular mobile food venues that occur surrounding the new downtown plaza ( 2016). Additional containers are provided with each special event, and Public Works collect debris generated. Public works crew uses a mini surface cleaner ( Factory Cat) that vacuums the debris from the plaza and sidewalk areas. City staff collected debris from illegal dumping in several areas within this TMA this fiscal year.
<b>5</b>	Revised street sweeping schedule (2014). Quantities of debris removed are tracked via the City's work order database.
<b>6</b>	City has required school districts to implement C.3 facilities on newly constructed campus sites (2009 – 2016). In 2013 the City partnered with Junior High School science teachers for their series of anti-littering projects. Adoption of Ordinance 18-1449 see description in TMA 1 above. In an effort to prevent the spread of COVID-19 the City closed all of its public parks. However, despite the closure of these areas, the parks were impacted by debris generated by the homeless population, which the City was unable to remove. City staff did their best to stay on top of the litter problem by providing garbage bags and establishing a routine pick up of their debris. (FY 20/21) City staff collected debris from illegal dumping in several areas within this TMA this fiscal year.
<b>7</b>	Street inventory updated to include missing streets. Increased street sweeping schedule (2014) and provided dedicated Park Staff to routinely pick up trash and patrol all City parks (2011). Adoption of Ordinance 18-1449 see description in TMA 1 above. City staff collected debris from illegal dumping in several areas within this TMA this fiscal year.
<b>8</b>	Street sweeping schedule was revised to allow the sweeper access to curbs, which allows for more effective debris removal. Adoption of Ordinance 18-1449, see description in TMA 1 above.
<b>9</b>	Adoption of Ordinance 18-1449, see description in TMA 1 above.
<b>10</b>	Adoption of Ordinance 18-1449, see description in TMA 1 above. City staff collected debris from illegal dumping in several areas within this TMA this fiscal year.
<b>11</b>	Not applicable, this TMA is comprised of low trash generating area, are under full trash capture, or non-jurisdictional
<b>12</b>	Not applicable, this TMA is comprised of low trash generating area, are under full trash capture, or non-jurisdictional

**Summary of Trash Control Measures Other than Full Capture Devices: (Do not delete this section – include in annual report)**

- **Street Sweeping:** Include a description of any enhancements or new actions implemented after the MRP 1.0 effective date (i.e., December 2009). Identify portions of the TMA where enhanced street sweeping (i.e., increased sweeping frequency) and parking enforcement above 2009 levels was implemented.

- **On-land Cleanup:** Include a description of on-land cleanup activities that began after the MRP 1.0 effective date (i.e., December 2009) and continued into FY 20-21, including any enhancements or new actions implemented in FY 20-21. Describe if these actions are Permittee or volunteer-led.
- **Partial Capture Devices:** Provide a description of devices installed after the MRP 1.0 effective date (i.e., December 2009). Describe the level of maintenance conducted per device types.
- **Storm Drain Inlet Cleaning:** Describe storm drain inlet maintenance activities implemented after the MRP 1.0 effective date (i.e., December 2009) and continued in FY 20-21, including any enhancements or new maintenance activities implemented in FY 20-21. For new/enhanced actions, include the number of inlets where enhanced maintenance occurred, and the increased frequency of maintenance.
- **Uncovered Loads:** Describe activities designed to reduce trash from uncovered loads that began after the MRP 1.0 effective date (i.e., December 2009) and continued in FY 20-21, including any enhancements or new actions implemented in FY 20-21. Describe the types of actions implemented including new or redirected enforcement efforts to increase the focus towards new or enhanced actions.
- **Anti-littering and illegal dumping enforcement activities:** Describe anti-littering and illegal dumping enforcement activities began after to the MRP 1.0 effective date (i.e., December 2009) and continued in FY 20-21, and any enhancements or new actions implemented in FY 20-21. Include any new or redirected enforcement efforts to increase the focus towards new or enhanced actions. Describe the number of citations or other correction actions accomplished this year and compare with previous years. Indicate how anti-littering and illegal dumping enforcement records are kept, and how they may be retrieved for audit.
- **Improved Trash Bin/Container Management:** Describe activities designed to improve trash bin/container management that began after the MRP1.0 effective date (i.e., December 2009) and continued in FY 20-21, and any enhancements or new actions implemented in FY 20-21. Include any new or redirected efforts to increase the focus towards these new or enhanced actions.
- **Other Types of Actions:** Describe activities designed after the MRP effective date (i.e., December 2009) and continued in FY 20-21, and any enhancements or new (post December 2009 effective date) actions implemented in FY 20-21.

**C.10.b.ii ► Trash Reduction – Other Trash Management Actions (PART B)**

Provide the following:

- 1) A summary of the on-land visual assessments in each TMA (or control measure area), including the street miles or acres available for assessment (i.e., those associated with VH, H, or M trash generation areas not treated by full capture systems), the street miles or acres assessed, the % of available street miles or acres assessed, and the average number of assessments conducted per site within the TMA; and
- 2) Percent jurisdictional-wide trash reduction in FY 20-21 attributable to trash management actions other than full capture systems implemented in each TMA; OR
- 3) Indicate that no on-land visual assessments were performed.

If no on-land visual assessments were performed, check here  and state why:

Explanation:

TMA ID <i>or (as applicable)</i> Control Measure Area	Total Street Miles <sup>56</sup> or Acres Available for Assessment	Summary of On-land Visual Assessments			Jurisdictional-wide Reduction (%)
		Street Miles or Acres Assessed	% of Available Street Miles or Acres Assessed	Avg. # of Assessments Conducted at Each Site	
1	4.68	1.14	24.28	4	22.4
2	0.40	0.19	46.96	4	0.4
3	1.38	.38	27.43	4	0.0
4	8.28	.90	10.86	4	9.9
5	13.82	1.47	10.62	4	6.8
6	3.53	.47	13.43	4	0.0
7	20.02	2.32	11.59	4	8..3
8	0.26	0.28	109.69	4	0.2
9	.50	0.28	56.79	4	0.6
10	.11	0.05	41.53	4	0.3
11	0.00	n/a	n/a	n/a	0.0
12	0.00	n/a	n/a	n/a	0.0

<sup>56</sup> Linear feet are defined as the street length and do not include street median curbs.



Total	7.5	14.1	40	48.9
-------	-----	------	----	------

<b>C.10.b.iv ► Trash Reduction – Source Controls</b>				
Provide a description of each jurisdiction-wide trash source control action implemented to-date. For each control action, identify the trash reduction evaluation method(s) used to demonstrate on-going reductions, summarize the results of the evaluation(s), and estimate the associated reduction of trash within your jurisdictional area. Note: There is a maximum of 10% total credit for source controls.				
<b>Source Control Action</b>	<b>Summary Description &amp; Dominant Trash Sources and Types Targeted</b>	<b>Evaluation/Enforcement Method(s)</b>	<b>Summary of Evaluation/Enforcement Results To-date</b>	<b>% Reduction</b>
Plastic Bag Ordinance	The ordinance bans commercial businesses from offering single use plastic bags.	Staff conducts unannounced visual verification of 80% of the businesses for which the ordinance is applicable.	Every year since adoption more businesses are becoming compliant. This fiscal year not all of the businesses in our inventory were able to be surveyed due to the closure related to Covid. The City will resume its survey of the applicable inventory.	n/a
Ordinance 18-1445 Adding Chapter 8.08 "sustainable Food Packaging; Polystyrene Products Regulation" to the municipal Code	The purpose of the ordinance is to eliminate and regulate the use of polystyrene products in order to protect the health of Pittsburg's citizens and promote environmentally sustainable practices in the City.	City staff will conduct visual inspections of these facilities in the upcoming FY.	Because of the grace period which allowed compliance with the Ordinance to be voluntary until April 2, 2019, verification for compliance continues thru FY 21/22.	n/a
Ordinance 18-1449 Amending Chapter 8.04 "Rubbish Removal and Disposal" of the Municipal Code	The ordinance formally outlines the approved locations where both residential and non-residential owners of real property may keep their trash containers. The ordinance also outlines specific screening required for these containers. The ordinance addresses litter discharged to the public right of way from improper placement and maintenance of garbage receptacles.	City Staff have taken the lead to conduct enforcement of this ordinance.	Code Enforcement is authorized to issue citations in the amounts authorized under our Municipal Code.	n/a

**C.10.c ► Trash Hot Spot Cleanups**

Provide the FY 20-21 cleanup date and volume of trash removed during each MRP-required Trash Hot Spot cleanup during each fiscal year listed. Indicate whether the site was a new site in FY 20-21.

Trash Hot Spot	New Site in FY 20-21 (Y/N)	FY 20-21 Cleanup Date(s)	Volume of Trash Removed (cubic yards)				
			FY 2016-17	FY 2017-18	FY 2018-19	FY 2019-20	FY 2020-21
Pit-01	N	11/5/20	0.52	3	1.2	5	2.47
Pit-02	N	2/5/21	1.32	3	2.4	30	28
Pit-03	N	2/1/21	36	36	50	1.18	23.54
Pit-04	N	2/5/21	3	1.8	1.8	0.2	20.57
Pit-05	N	12/11/20	1.2	1.7	1.2	Not recorded	1.23

**C.10.d ► Long-Term Trash Load Reduction Plan**

Provide descriptions of significant revisions made to your Long-term Trash Load Reduction Plan submitted to the Water Board in February 2014. Describe significant changes made to primary or secondary trash management areas (TMA), baseline trash generation maps, control measures, or time schedules identified in your plan. Indicate whether your baseline trash generation map was revised and, if so, what information was collected to support the revision. If your baseline trash generation map was revised, attach it to your Annual Report.

Description of Significant Revision	Associated TMA
School District Parcels have been re-classified as non-jurisdictional land use, and have been removed from the baseline generation rate. This change to non-jurisdictional parcels occurred county-wide in FY 17/18. However, since the City has worked with the school district to implement C.3 facilities on newly constructed campuses, the City is claiming trash load reduction credit for those facilities	6
Privately maintained subdivisions maintained by homeowner's association were assessed; City staff was given access to enter and inspect the condition of the site. These areas were previously assumed to be medium trash generating areas, similar to adjacent properties. This revision was a correction to the baseline generation rate. FY 15/16	4,5,7,8
The baseline trash generation map was revised to reflect the correct trash generation rates, and that have continuous dedicated maintenance programs such as HOAs. City staff were able to gain access to these gated communities for visual verification of their trash generation rates. FY 15/16	6

Full trash Capture devices were installed in Public Right of Way and within the largest private commercial property in the City. FY 17/18	1,2
Adoption of several Ordinances targeted to source control of litter: Ordinance 18-1444 Adding Chapter 8.08 Sustainable Food Packaging; Polystyrene Products Regulation" to the Municipal Code (for food providers) Ordinance 18-1445 Adding Chapter 8.08 "sustainable Food Packaging; Polystyrene products Regulation" to the Municipal Code Ordinance 18-1446 Amending Chapter 8.07 "Plastic Bag Regulation" of the Municipal Code (expands prohibition to public eating establishments) Ordinance 18-1449 Amending Chapter 8.04 "Rubbish Removal and Disposal" of the Municipal Code ( regulates the placement and maintenance of all refuse containers for both residential and non-residential real property) FY 17/18	1 thru 10

- **Please see the following link to the City of Pittsburg’s current Baseline Trash Generation Maps:**  
[https://drive.google.com/drive/folders/1yPUN0bPLi1ecidpalQAv7DSz-g\\_yqyOI?usp=sharing](https://drive.google.com/drive/folders/1yPUN0bPLi1ecidpalQAv7DSz-g_yqyOI?usp=sharing)

**C.10.e. ► Trash Reduction Offsets (Optional)**

Provide a summary description of each offset program implemented, the volume of trash removed, and the offset claimed in FY 20-21. Also, for additional creek and shoreline cleanups, describe the number and frequency of cleanups conducted, and the locations and cleanup dates. For direct discharge control programs approved by the Water Board Executive Officer, also describe the results of the assessments conducted in receiving waters to demonstrate the effectiveness of the control program. Include an Appendix that provides the calculations and data used to determine the trash reduction offset.

Offset Program	Summary Description of Actions and Assessment Results	Volume of Trash (CY) Removed/Controlled in FY 20-21	Offset (% Jurisdiction-wide Reduction)
<b>Additional Creek and Shoreline Cleanups (Max 10% Offset)</b>	This fiscal year, City Public Works Crews removed an additional 33,711 gallons of trash from segments of Kirker Creek and tributary areas of Willow Creek. These cleanups were conducted one to two times per week, from 7/1/20 thru 6/17/21. See table below for a summary of cleanup dates and loads removed.	167	9.8
<b>Direct Trash Discharge Controls (Max 15% Offset)</b>			

**FY 2020-2021 Annual Report**  
**Permittee Name: City of Pittsburg**

**C.10 – Trash Load Reduction**

<b>SUMMARY OF ADDITIONAL CREEK SEGMENT TRASH PICK UP</b>			
<b>Location</b>	<b>WO#</b>	<b>DATE</b>	<b>Volume ( gallons)</b>
Pit-05	243504	7/1/2020	50
Pit-05	243505	7/2/2020	100
Pit-05	243506	7/6/2020	150
Pit-04	243506	7/6/2020	200
Pit-05	243507	7/7/2020	100
Other Kirker Crk Sgmnt	243508	7/8/2020	200
Pit-04	243510	7/10/2020	100
Other Kirker Crk Sgmnt	243511	7/13/2020	100
Pit-05	243512	7/14/2020	300
Other Kirker Crk Sgmnt	243513	7/16/2020	250
Other Kirker Crk Sgmnt	243522	7/23/2020	350
Other Kirker Crk Sgmnt	243525	7/27/2020	350
Pit-05	243526	7/28/2020	150
Pit-05	243527	7/29/2020	350
Pit-04	243528	7/30/2020	100
Other Kirker Crk Sgmnt	243529	7/31/2020	150
Other Kirker Crk Sgmnt	243538	8/10/2020	350
Other Kirker Crk Sgmnt	234539	8/11/2020	100

**FY 2020-2021 Annual Report**  
**Permittee Name: City of Pittsburg**

**C.10 – Trash Load Reduction**

Pit-05	243545	8/13/2020	150
Other Kirker Crk Sgmnt	243546	8/14/2020	200
Other Kirker Crk Sgmnt	243550	8/19/2020	400
Other Kirker Crk Sgmnt	245463	8/20/2020	250
Other Kirker Crk Sgmnt	245460	8/25/2020	400
Other Kirker Crk Sgmnt	245459	8/27/2020	200
Pit-04	245457	8/31/2020	150
Pit-04	245446	9/8/2020	1100
Other Kirker Crk Sgmnt	245445	9/9/2020	250
Pit-05	245443	9/11/2020	200
Pit-05	245440	9/16/2020	200
Pit-05	245436	9/21/2020	100
Pit-05	245435	9/22/2020	250
Pit-05	245435	9/22/2020	250
Pit-05	245419	9/28/2020	450
Pit-04	245420	9/29/2020	200
Other Kirker Crk Sgmnt	245422	10/1/2020	100
Other Kirker Crk Sgmnt	245423	10/2/2020	300
Pit-05	245429	10/7/2020	150

**FY 2020-2021 Annual Report**  
**Permittee Name: City of Pittsburg**

**C.10 – Trash Load Reduction**

Pit-04	3632	10/8/2020	9
Pit-05	245433	10/13/2020	150
Other Kirker Crk Sgmnt	6216	10/14/2020	1250
Pit-05	245400	10/15/2020	150
Other Kirker Crk Sgmnt	3766	10/17/2020	156
Other Kirker Crk Sgmnt	245402	10/19/2020	100
Pit-05	30121	10/20/2020	1098
Pit-05	245403	10/20/2020	150
Pit-05	245407	10/23/2020	150
Pit-05	245408	10/26/2020	100
Pit-04	245410	10/28/2020	300
Pit-03	30060	10/30/2020	300
Pit-05	30060	10/30/2020	300
Pit-04	245412	10/30/2020	100

**FY 2020-2021 Annual Report**  
**Permittee Name: City of Pittsburg**

**C.10 – Trash Load Reduction**

Other Kirker Crk Sgmnt	245412	10/30/2020	650
Pit-04	245412	10/30/2020	600
Pit-03	3632	11/8/2020	9
Pit-03	30251	11/9/2020	400
Pit-03	3779	11/13/2020	150
Pit-05	3777	11/13/2020	1100
Pit-05	2069	11/13/2020	250
Pit-04	3994	11/30/2020	30
Pit-02	3994	11/30/2020	20
Other Kirker Crk Sgmnt	3999	12/3/2020	600
Other Kirker Crk Sgmnt	4000	12/4/2020	1000
Other Kirker Crk Sgmnt	3452	12/10/2020	155.5
Other Kirker Crk Sgmnt	4002	12/11/2020	1300
Other Kirker Crk Sgmnt	30473	12/11/2020	200
Other Kirker Crk Sgmnt	4004	12/21/2020	710
Pit-05	30495	1/6/2021	1400



**FY 2020-2021 Annual Report**  
**Permittee Name: City of Pittsburg**

**C.10 – Trash Load Reduction**

Other Kirker Crk Sgmnt	30495	1/6/2021	710
Pit-03	30486	1/7/2021	600
Pit-04	4007	1/7/2021	168
Pit-03	4008	1/7/2021	266
Other Kirker Crk Sgmnt	4008	1/7/2021	200
Pit-03	4009	1/8/2021	450
Pit-01	3917	1/13/2021	530
Pit-04	3918	1/13/2021	489
Pit-04	3921	1/19/2021	740
Pit-01	3953	2/4/2021	210
Pit-04	4170	2/9/2021	48
Pit-04	4101	2/11/2021	1600
Other Kirker Crk Sgmnt	4184	2/17/2021	1662
Pit-03	4183	2/19/2021	550
Other Kirker Crk Sgmnt	4186	2/23/2021	850
Other Kirker Crk Sgmnt	4187	2/24/2021	1100
Other Kirker Crk Sgmnt	4190	2/26/2021	950
Other Kirker Crk Sgmnt	3047	3/5/2021	150
Other Kirker Crk Sgmnt	3098	3/11/2021	200
Pit-04	3200	3/23/2021	350

**FY 2020-2021 Annual Report**  
**Permittee Name: City of Pittsburg**

**C.10 – Trash Load Reduction**

Other Kirker Crk Sgmt	3829	5/7/2021	150
Other Kirker Crk Sgmt	5131	6/17/2021	100
			33710.5

Appendix 10-1. Baseline trash generation and areas addressed by full capture systems and other control measures in Fiscal Year 20-21.

TMA	2009 Baseline Trash Generation (Acres)					Trash Generation (Acres) in FY 20-21 After Accounting for Full Capture Systems					Jurisdiction-wide Reduction via Full Capture Systems (%)	Trash Generation (Acres) in FY 20-21 After Accounting for Full Capture Systems and Other Control Measures					Jurisdiction-wide Reduction via Other Control Measures (%)	Jurisdiction-wide Reduction via Full Capture AND Other Control Measures (%)
	L	M	H	VH	Total	L	M	H	VH	Total		L	M	H	VH	Total		
1	10	103	65	136	314	114	89	19	92	314	15.6	205	79	16	13	314	22.4	37.9
2	0	27	68	0	95	64	25	6	0	95	5.3	80	10	5	0	95	0.4	5.7
3	140	29	0	0	169	143	25	0	0	169	0.1	153	11	4	1	169	0.0	0.1
4	116	680	0	0	797	145	651	0	0	797	0.6	599	197	0	0	797	9.9	10.5
5	88	524	0	0	611	114	497	0	0	611	0.6	503	84	24	0	611	6.8	7.4
6	11	116	0	0	127	27	100	0	0	127	0.3	37	40	50	3	127	0.0	0.3
7	240	665	1	1	906	339	566	0	1	906	2.1	770	124	9	0	906	8.3	10.4
8	30	26	0	0	57	33	24	0	0	57	0.1	46	10	1	0	57	0.2	0.3
9	4	51	0	0	55	10	45	0	0	55	0.1	46	7	2	0	55	0.6	0.8
10	5587	166	1	1	5754	5749	4	1	1	5754	3.5	5754	0	0	5	5754	0.3	3.8
11	190	0	3	0	193	190	0	3	0	193	0	190	0	3	0	193	0	0
12	155	0	0	5	160	155	0	0	5	160	n/a	155	0	0	0	160	0	0
<b>Totals</b>	<b>6571</b>	<b>2387</b>	<b>136</b>	<b>143</b>	<b>9238</b>	<b>7083</b>	<b>2026</b>	<b>29</b>	<b>99</b>	<b>9238</b>	<b>28.3</b>	<b>8538</b>	<b>563</b>	<b>114</b>	<b>22</b>	<b>9238</b>	<b>48.9</b>	<b>77.2</b>

Note: "NA" indicates that the TMA has no moderate, high, or very high trash generating areas (i.e., all low trash generation and/or non-jurisdictional) and therefore no additional trash control measures are needed.

Section 11 - Provision C.11 Mercury Controls

- C.11.a ► Implement Control Measures to Achieve Mercury Load Reductions**
- C.11.b ► Assess Mercury Load Reductions from Stormwater**
- C.11.c ► Plan and Implement Green Infrastructure to Reduce Mercury Loads**

See the CCCWP FY 2020-21 Annual Report for updated information on:

- Documentation of mercury control measures implemented in our agency's jurisdictional area for which load reductions will be reported and the associated management areas;
- A description of how the BASMAA Interim Accounting Methodology<sup>57</sup> was used to calculate the mercury load reduced by each control measure implemented in our agency's jurisdictional area (including green infrastructure) and the calculation results (i.e., the estimated mercury load reduced by each control measure);
- Supporting data and information necessary to substantiate the load reduction estimates; and
- For Executive Officer approval, any refinements, if necessary, to the measurement and estimation methodologies to assess mercury load reductions in the subsequent permit."

**C.11.e ► Implement a Risk Reduction Program**

A summary of CCCWP and regional accomplishments for this sub-provision, including a brief description of actions taken, an estimate of the number of people reached, and why these people are deemed likely to consume Bay Fish are included in the CCCWP FY 2020-21 Annual Report. In addition, the City has informational signage at the City's Marina regarding the risks of fish consumption and mercury.

<sup>57</sup>BASMAA 2017. Interim Accounting Methodology for TMDL Loads Reduced, Version 1.1. Prepared for BASMAA by Geosyntec Consultants and EOA, Inc., March 23, 2017.

Section 12 - Provision C.12 PCBs Controls

**C.12.a ► Implement Control Measures to Achieve PCBs Load Reductions**

**C.12.b ► Assess PCBs Load Reductions from Stormwater**

**C.12.c ► Plan and Implement Green Infrastructure to Reduce PCBs Loads**

See the CCCWP FY 2020-21 Annual Report for:

- Documentation of PCBs control measures implemented in our agency's jurisdictional area for which load reductions will be reported and the associated management areas;
- A description of how the BASMAA Interim Accounting Methodology<sup>58</sup> was used to calculate the PCBs load reduced by each control measure implemented in our agency's jurisdictional area (including green infrastructure) and the calculation results (i.e., the estimated PCBs load reduced by each control measure);
- Supporting data and information necessary to substantiate the load reduction estimates; and
- For Executive Officer approval, any refinements, if necessary, to the measurement and estimation methodologies to assess PCBs load reductions in the subsequent permit".

**C.12.f. ► Manage PCB-Containing Materials During Building Demolition**

See the CCCWP FY 2020-21 Annual Report for:

- Documentation of the number of applicable structures in each Permittee's jurisdiction for which a demolition permit was applied for during the reporting year; and
- A running list of the applicable structures in each Permittee's jurisdiction for which a demolition permit was applied for (since the date the PCBs control program was implemented) that had material(s) with PCBs at 50 ppm or greater, with the address, demolition date, and brief description of PCBs control method(s) used.

<sup>58</sup>BASMAA 2017. Interim Accounting Methodology for TMDL Loads Reduced, Version 1.1. Prepared for BASMAA by Geosyntec Consultants and EOA, Inc., September 19, 2017.

**C.12.h ► Implement a Risk Reduction Program**

A summary of CCCWP and regional accomplishments for this sub-provision, including a brief description of actions taken, an estimate of the number of people reached, and why these people are deemed likely to consume Bay fish are included in the CCCWP FY 2020-21 Annual Report.

**Section 13 - Provision C.13 Copper Controls**

**C.13.a.iii.(3) ► Manage Waste Generated from Cleaning and Treating of Copper Architectural Features**

Provide summaries of permitting and enforcement activities to manage waste generated from cleaning and treating of copper architectural features, including copper roofs, during construction and post-construction.

Summary:

There were no required enforcement activities relating to the disposal of waste generated from cleaning or treating architectural copper features during construction or post-construction activities.

**C.13.b.iii.(3) ► Manage Discharges from Pools, Spas, and Fountains that Contain Copper-Based Chemicals**

Provide summaries of any enforcement activities related to copper-containing discharges from pools, spas, and fountains.

Summary:

Grading permits are issued by the Engineering Division for all pool demolition. Inspectors conduct pre-job inspections with the property owner/contractor and address proper draining of pools, handout is given as part of the permit conditions.

**C.13.c.iii ► Industrial Sources Copper Reduction Results**

Based upon inspection activities conducted under Provision C.4, highlight copper reduction results achieved among the facilities identified as potential users or sources of copper, facilities inspected, and BMPs addressed.

Summary:

None of the facilities inspected in FY 20/21 were identified as potential users or sources of copper.

Section 15 -Provision C.15 Exempted and Conditionally Exempted Discharges

**C.15.b.vi.(2) ► Irrigation Water, Landscape Irrigation, and Lawn or Garden Watering**

Provide implementation summaries of the required BMPs to promote measures that minimize runoff and pollutant loading from excess irrigation. Generally the categories are:

- Promote conservation programs
- Promote outreach for less toxic pest control and landscape management
- Promote use of drought tolerant and native vegetation
- Promote outreach messages to encourage appropriate watering/irrigation practices
- Implement Illicit Discharge Enforcement Response Plan for ongoing, large volume landscape irrigation runoff.

Summary:

The City promotes and implements the following programs and measures:

- The Stormwater C.3 Guidebook for the implementation of C.3 designs to assist with 1) minimizing irrigation and runoff; 2) promoting infiltration of runoff where appropriate; and, 3) minimizing use of fertilizers and pesticides using pest-resistant plants that are suited to site conditions (e.g., soil and climate).
- Green Business Program, which promotes to businesses, a variety of measures such as using drought tolerant plantings, mulching, carefully monitoring irrigation schedules and needs, and implementing Integrated Pest Management.
- Our Water Our World (OWOW) Program, which promotes to consumers at the point of purchase less toxic alternatives to combating lawn and garden pests.
- Bay Friendly Landscaping and Gardening Training and Certification Program, which promotes to landscapers a variety of measures designed to reduce waste and prevent stormwater pollution.
- City staff require developers to provide water efficient landscaping with supporting calculations to demonstrate water efficiency.
- The City amended its Municipal Code Chapter 18.84 Article VII of the Pittsburg Municipal Code, "Landscaping, Irrigation, and hydroseeding" in order to incorporate Water-Efficient landscaping provisions mandated by the State of California.

Additional information regarding efficient irrigation is found on the City's website: [www.LivingGreenGardens.com](http://www.LivingGreenGardens.com), which is a companion to the IMP/Bay Friendly Demonstration Garden that the City constructed to showcase gardening techniques and landscaping alternatives for drought tolerant, pesticide free landscapes.